

# **Comparison of place-based programmes with the World Health Organization's Age-friendly Cities and Communities model**

---

August 2019



**Office for Seniors**  
Te Tari Kaumātua

Administered by the Ministry of Social Development

New Zealand Government

**Author**

The Office for Seniors

**Disclaimer**

The Office for Seniors has made every attempt to ensure the accuracy and reliability of the information provided in this report. However, there may be instances where information is either omitted or inaccurate. If this is the case, please email the Office for Seniors on [osc@msd.govt.nz](mailto:osc@msd.govt.nz)

**Copyright**

This work is licensed under the Creative Commons Attribution 3.0 New Zealand licence. In essence, you are free to copy, distribute and adapt the work, as long as you attribute the work to the Crown and abide by the other licence terms.

To view a copy of this licence, visit <http://creativecommons.org/licenses/by/3.0/nz/>

Please note that no departmental or governmental emblem, logo or Coat of Arms may be used in any way which infringes any provision of the Flags, Emblems, and Names Protection Act 1981. Attribution to the Crown should be in written form and not by reproduction of any such emblem, logo or Coat of Arms.

Published August 2019

Office for Seniors  
PO Box 1556  
Wellington 6140  
New Zealand

Telephone: +64 4 916 3300  
Facsimile: +64 4 918 0099  
Email: [osc@msd.govt.nz](mailto:osc@msd.govt.nz)

Web: [www.superseniors.msd.govt.nz](http://www.superseniors.msd.govt.nz)

ISBN: 978-1-98-854165-5 (Online)

# Contents

---

1	Introduction .....	4
2	Document purpose .....	6
3	Summary of alignment .....	7
4	Alignment with <i>Age-friendly Communities</i> .....	13
5	Age-friendly Communities .....	16
6	Accessible Communities .....	18
7	Autism-friendly Cities .....	21
8	Biophilic Cities .....	23
9	Child-friendly Cities .....	25
10	Compact Cities .....	28
11	Creative Cities Network .....	32
12	Dementia-friendly Communities .....	34
13	Eco-cities .....	37
14	Global Cities .....	40
15	Healthy Cities .....	44
16	Inclusive Cities .....	50
17	Intercultural Cities .....	53
18	Welcoming Communities .....	56
19	Liveable Cities .....	60
20	Urban Design Protocol .....	63
21	Love Food Hate Waste .....	67
22	Resilient Cities .....	70
23	Safe Communities .....	72
24	Sharing Cities .....	76
25	Smart Cities .....	79
	References .....	81

# 1 Introduction

---

The age-friendly movement grew from the World Health Organization (WHO) focus on healthy ageing – helping countries contemplate, plan and prepare for the implications of an ageing population.

Over 30 countries were surveyed to identify common themes of importance to older people when thinking about positive or active ageing in place.

From the findings, eight 'domains' or themes were developed as ways to assess the age-friendliness of communities, and identify priority areas.

The domains of the Age-friendly Cities and Communities (Age-friendly Communities) model cover the physical, civic and social realms of community life. The eight domains are:

- Outdoor spaces and buildings
- Transport
- Housing
- Social participation
- Respect and social inclusion
- Civic participation and employment
- Communication and information
- Community support and health services.

The WHO also recommends the following programme structures be used to ensure a community-led, evidence-based, and structured approach:

- Establish a steering group.
- Make a baseline assessment.
- Get community input.
- Develop a strategy or action plan.
- Implement projects.
- Evaluate progress.

The following principles guide the process and should help ensure representative engagement, oversight and continuous improvement:

- Participation of older people
- Equity focus

- Intersectoral collaboration
- Life-course approach
- Multi-level governance
- Strategic improvement process.

There are many other 'place-based initiatives' reflecting more targeted interests, including reducing waste, recognising the needs of people with dementia, being eco-friendly, improving safety and increasing accessibility.

Many councils and communities have signed up to one or more place-based initiatives, and may wonder how to reconcile all the different approaches.

We've done some analysis that leads us to the view that as the *Age-friendly Communities* approach is so broad, it can be seen as one that spans, or aligns well most others. There are three key points here:

- The *Age-friendly Communities* approach provides a broad lens that can inform other approaches.
- The *Age-friendly Communities* approach has a methodology and principles that might be of benefit to approaches that lack these elements.
- These differing approaches ought not to compete with one another, but find and reflect common ground, and look at the value-add of any differences.

This work was not intended to be a scholarly piece, but to inform readers about and demonstrate how the *Age-friendly Communities* approach aligns with, supports or differs from other place-based initiatives. Taken together they form the building blocks to create more liveable cities for all.

## 2 Document purpose

---

This document aims to show where there is alignment between the WHO *Age-friendly Communities* model and other place-based approaches to support councils and communities with their thinking and planning to develop *Age-friendly Communities*.

Councils and communities do not start with a blank canvas – they will have a variety of existing strategies, policies and initiatives underway. There may be concerns about taking on yet another approach. There will be different parts of the community advocating for alternative approaches.

This document can help councils and communities see how the differing approaches are aligned and assess where an age-friendly approach can sit comfortably alongside others or broaden and enrich their scope. It can also show how elements of other approaches could enrich an age-friendly approach.

This document provides a summary of the majority of the known place-based programmes currently operating or targeting local government in New Zealand. We've also included some programmes that are not operating in New Zealand but are still relevant. Local government is often in a situation where they have limited resources and are required to select between different approaches.

Websites, journal articles and reports were sourced to find out information about each of the place-based approaches. Each programme is described in a similar manner. First, a table identifies the lead agency, participating local councils (if known) and online resources. Then there is a brief description of the programme, followed by how it aligns with the *Age-friendly Communities* model.

To understand the intersections with *Age-friendly Communities*, a subjective assessment of each approach was made. The next section provides a summary of this analysis and an overview of the intersections across the different approaches.

### 3 Summary of alignment

---

Three questions frame the assessment of alignment:

1. To what extent do the eight domains covered in the *Age-friendly Communities* model replicate or cross over with topics covered in other approaches?
2. What programme structures are established that are similar to the structures proposed for a community to become age-friendly?
3. To what degree do the principles of *Age-friendly Communities* align with the principles and underlying approaches of the other model?

To ease the analysis, a judgement has been made as to whether there is strong, moderate, weak, or no alignment. This analysis is subjective and is open to discussion and debate.

The crossover of the 20 place-based initiatives with the eight *Age-friendly Communities* domains were identified and are presented in Figure 1. Web charts are used here to visualise the strength of association across variables. In this type of diagram, the closer the blue line is to the outside edge, the stronger the alignment with that element.




Figure 1: Cumulative coverage of *Age-friendly Communities* domains by different place-based initiatives.

The domains identified as most strongly aligned were:

- Outdoor spaces and buildings
- Transport
- Civic participation and employment
- Social participation.

In other words, these domains were included in many different approaches. This means the approaches are broadly complementary.

The least aligned domains were:

- Communication and information
- Community support and health services.

In other words, few other approaches included consideration of these domains. This may mean these could become priority areas for an age-friendly approach to focus on or be a new area of focus for the existing place-based initiatives.

All of the place-based programmes identified align with *Age-friendly Communities*, to different degrees. As shown in Figure 2, the individual approaches that most closely align with the *Age-friendly Communities* domains are:

- *Dementia-friendly Communities*
- *Accessible Communities*
- *Inclusive Cities*
- *Eco-cities*.



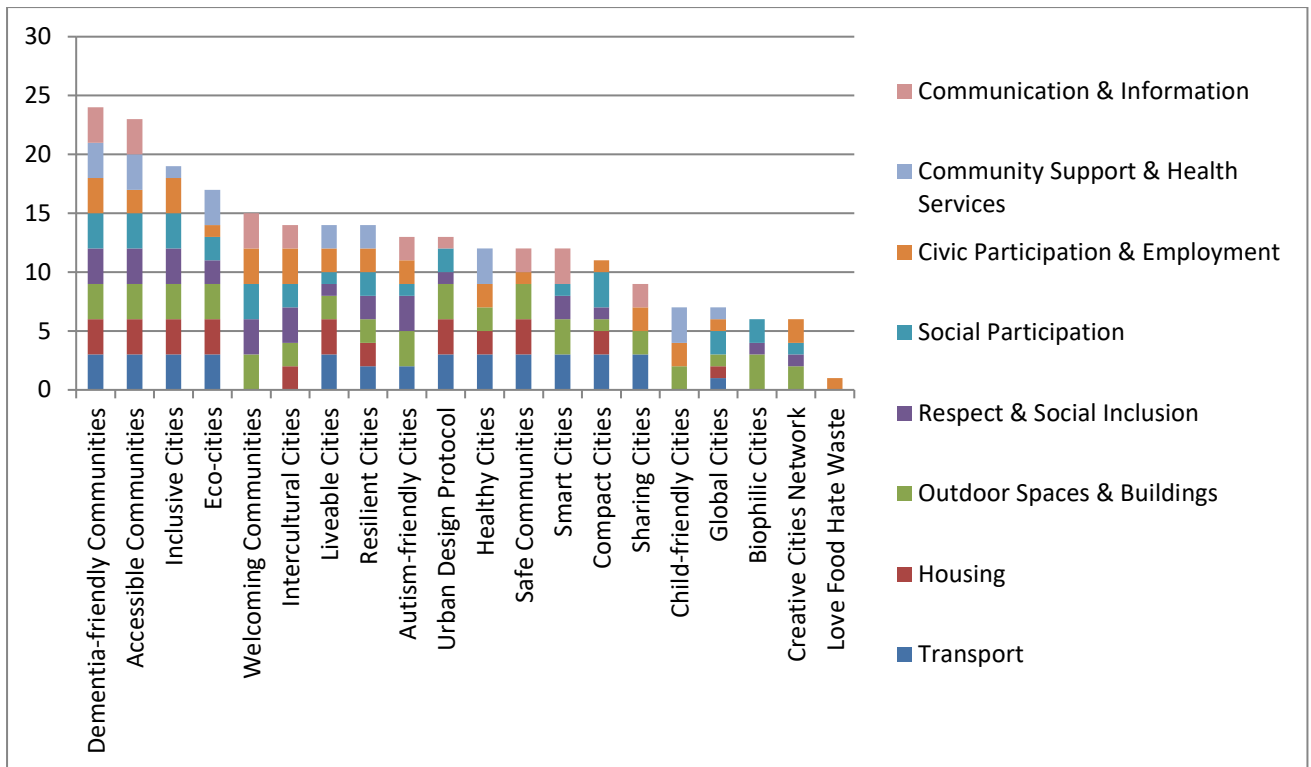


Figure 2: Overall coverage of *Age-friendly Communities* domains by individual place-based initiatives.

The majority of place-based approaches have programme structures that align with an *Age-friendly Community* approach, including 'establish a steering group', 'develop a strategy or action plan', 'implement projects', and 'evaluate progress' (Figure 3).

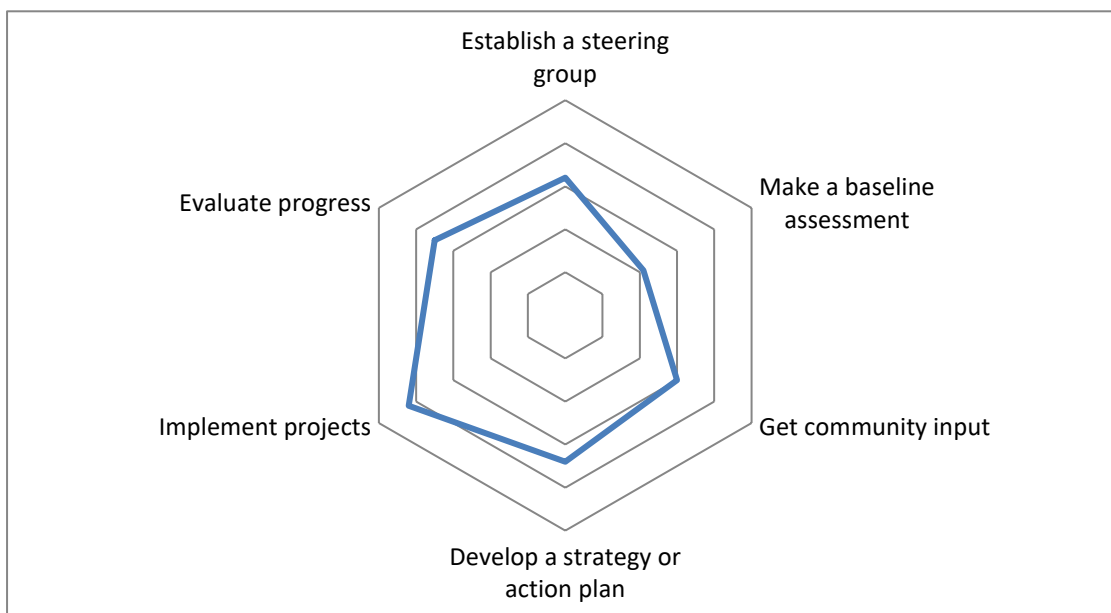


Figure 3: Cumulative coverage of common programme structures by different place-based initiatives.

Approximately half of the approaches did not appear to include the development of a baseline assessment.

Eleven of the twenty approaches had strong alignment with the *Age-friendly Community* approach. Most closely aligned were *Dementia-friendly Communities*, *Healthy Cities* and *Safe Communities* (Figure 4). The exceptions to this were *Biophilic Cities*, *Global Cities*, *Liveable Cities* and *Love Food Hate Waste*.

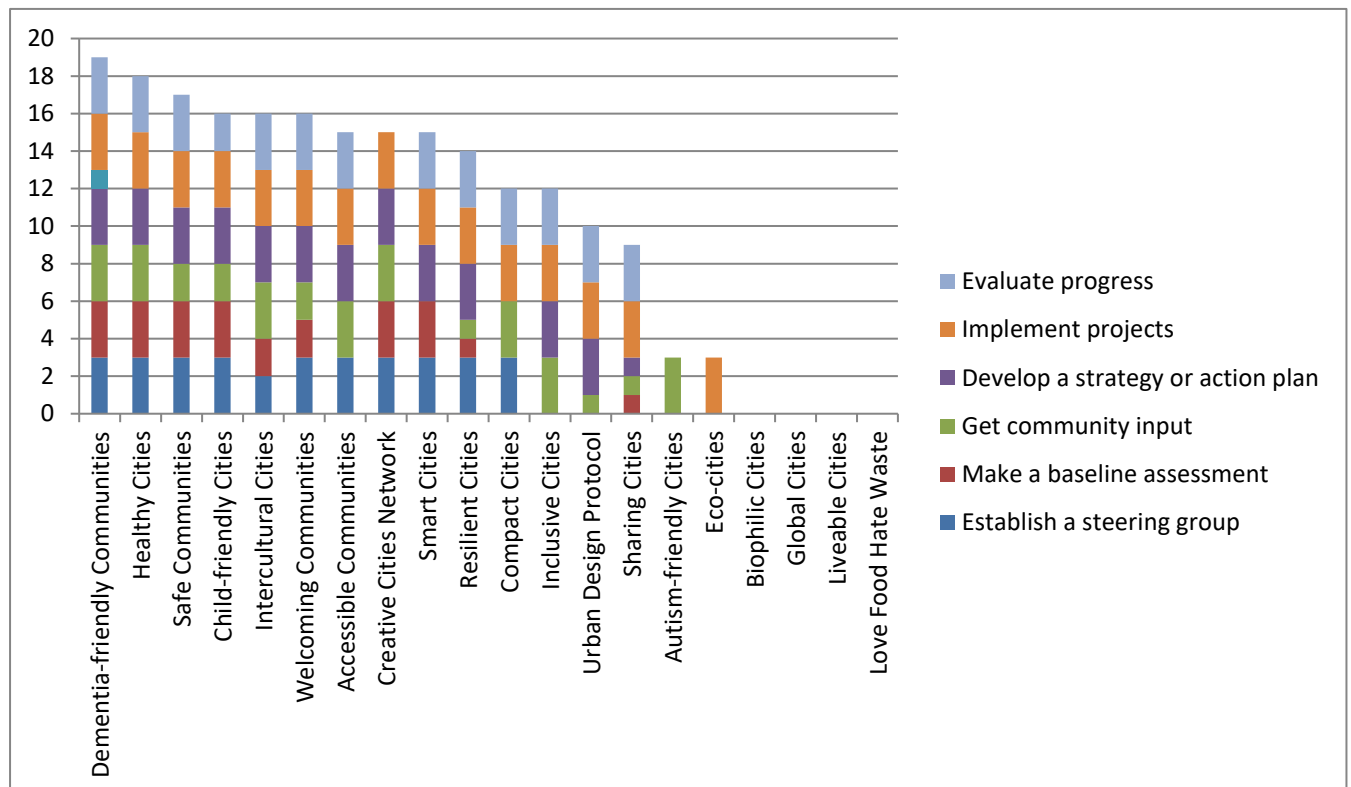


Figure 4: Overall coverage of common programme structures by individual place-based initiatives.

Of the six programme principles for *Age-friendly Communities*, multi-level governance and intersectoral collaboration had the highest degree of alignment across all the place-based approaches (Figure 5). The *Age-friendly Communities* principles that were not included in these programmes were participation of older people and a life-course approach.

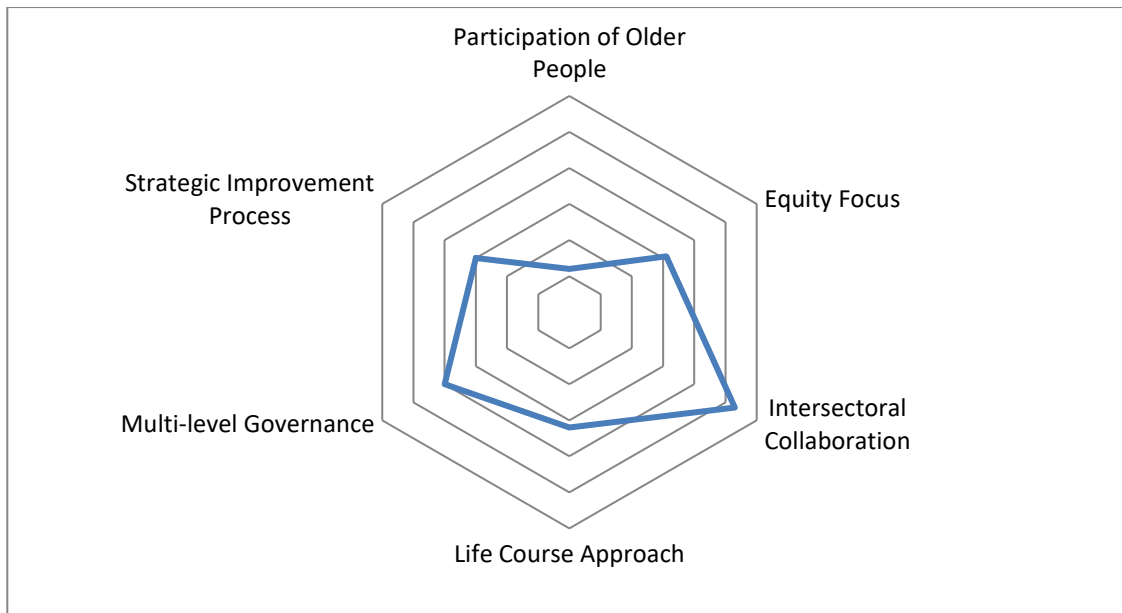


Figure 5: Cumulative coverage of common *Age-friendly Communities* principles by different place-based initiatives.

As shown in Figure 6, the place-based programmes that have programme principles that most closely reflect *Age-friendly Communities* are:

- *Dementia-friendly Communities*
- *Inclusive Cities*
- *Accessible Communities*
- *Intercultural Cities.*

Alignment is weakest with:

- *Biophilic Cities*
- *Sharing Cities*
- *Global Cities*
- *Liveable Cities.*

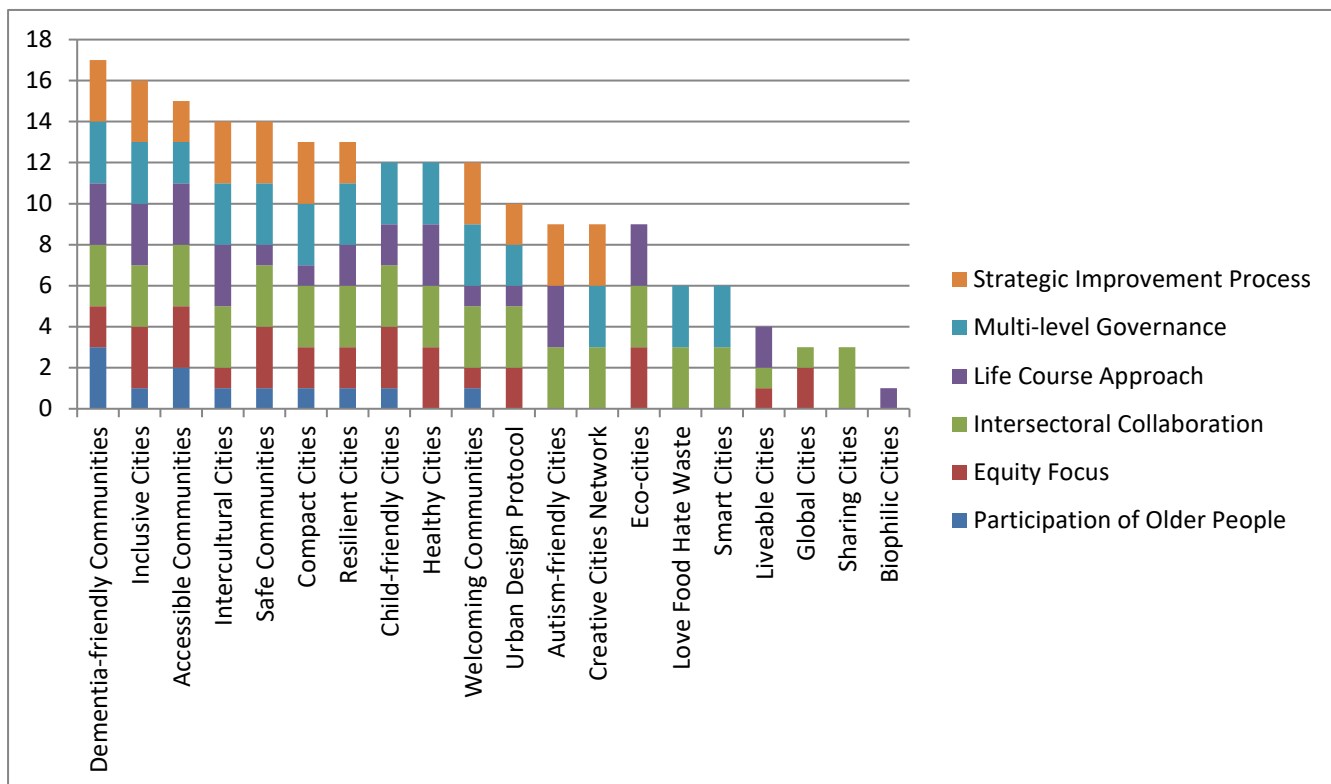


Figure 6: Overall coverage of common *Age-friendly Communities* principles by individual place-based initiatives.

Overall there is very strong alignment between *Age-friendly Communities* and *Dementia-friendly Communities*, *Accessible Communities* and *Inclusive Cities*. In our opinion, *Age-friendly Communities* also aligns with other approaches such as *Resilient Cities*, *Safe Communities* and *Welcoming Communities* to achieve mutually aligned goals.

## 4 Alignment with *Age-friendly Communities*

### 4.1 Alignment with *Age-friendly Communities* domains

	Transport	Housing	Outdoor spaces & buildings	Respect & social inclusion	Social participation	Civic participation & employment	Community support & health services	Communication & information
Accessible Communities	Strong	Strong	Strong	Strong	Strong	Moderate	Strong	Strong
Autism-friendly Cities	Moderate	None	Strong	Strong	Weak	Moderate	None	Moderate
Biophilic Cities	None	None	Strong	Weak	Moderate	None	None	None
Child-friendly Cities	None	None	Moderate	None	None	Moderate	Strong	None
Compact Cities	Strong	Moderate	Weak	Weak	Strong	Weak	None	None
Creative Cities Network	None	None	Moderate	Weak	Weak	Moderate	None	None
Dementia-friendly Communities	Strong	Strong	Strong	Strong	Strong	Strong	Strong	Strong
Eco-cities	Strong	Strong	Strong	Moderate	Moderate	Weak	Strong	None
Global Cities	Weak	Weak	Weak	None	Moderate	Weak	Weak	None
Healthy Cities	Strong	Moderate	Moderate	None	None	Moderate	Strong	None
Inclusive Cities	Strong	Strong	Strong	Strong	Strong	Strong	Weak	None
Intercultural Cities	None	Moderate	Moderate	Strong	Moderate	Strong	None	Moderate
Liveable Cities	Strong	Strong	Moderate	Weak	Weak	Moderate	Moderate	None
Love Food Hate Waste	None	None	None	None	None	Weak	None	None
Resilient Cities	Moderate	Moderate	Moderate	Moderate	Moderate	Moderate	Moderate	None
Safe Communities	Strong	Strong	Strong	None	None	Weak	None	Moderate
Sharing City	Strong	None	Moderate	None	None	Moderate	None	Moderate
Smart Cities	Strong	None	Strong	Moderate	Weak	None	None	Strong
Urban Design Protocol	Strong	Strong	Strong	Weak	Moderate	None	None	Weak
Welcoming Communities	None	None	Strong	Strong	Strong	Strong	None	Strong

Key:

Strong



Moderate



Weak



None



## 4.2 Common programme principles

	Participation of older people	Equity focus	Intersectoral collaboration	Life course approach	Multi-level governance	Strategic improvement process
Accessible Communities	Moderate	Strong	Strong	Strong	Moderate	Moderate
Autism-friendly Cities	None	None	Strong	Strong	None	Strong
Biophilic Cities	None	None	None	Weak	None	None
Child-friendly Cities	Weak	Strong	Strong	Moderate	Strong	None
Compact Cities	Weak	Moderate	Strong	Weak	Strong	Strong
Creative Cities Network	None	None	Strong	None	Strong	Strong
Dementia-friendly Communities	Strong	Moderate	Strong	Strong	Strong	Strong
Eco-cities	None	Strong	Strong	Strong	None	None
Global Cities	None	Moderate	Weak	None	None	None
Healthy Cities	None	Strong	Strong	Strong	Strong	None
Inclusive Cities	Weak	Strong	Strong	Strong	Strong	Strong
Intercultural Cities	Weak	Weak	Strong	Strong	Strong	Strong
Liveable Cities	None	Weak	Weak	Moderate	None	None
Love Food Hate Waste	None	None	Strong	None	Strong	None
Resilient Cities	Weak	Moderate	Strong	Moderate	Strong	Moderate
Safe Communities	Weak	Strong	Strong	Weak	Strong	Strong
Sharing City	None	None	Strong	None	None	None
Smart Cities	None	None	Strong	None	Strong	None
Urban Design Protocol	None	Moderate	Strong	Weak	Moderate	Moderate
Welcoming Communities	Weak	Weak	Strong	Weak	Strong	Strong

Key:

Strong



Moderate



Weak



None



### 4.3 Supporting programme structures

	Establish a steering group	Make a baseline assessment	Get community input	Develop a strategy or agree an action Plan	Implement Projects	Evaluate progress
Accessible Communities	Strong	None	Strong	Strong	Strong	Strong
Autism-friendly Cities	None	None	Strong	None	None	None
Biophilic Cities	None	None	None	None	None	None
Child-friendly Cities	Strong	Strong	Moderate	Strong	Strong	Moderate
Compact Cities	Strong	None	Strong	None	Strong	Strong
Creative Cities Network	Strong	Strong	Strong	Strong	Strong	None
Dementia-friendly Communities	Strong	Strong	Strong	Strong	Strong	Strong
Eco-cities	None	None	None	None	Strong	None
Global Cities	None	None	None	None	None	None
Healthy Cities	Strong	Strong	Strong	Strong	Strong	Strong
Inclusive Cities	None	None	Strong	Strong	Strong	Strong
Intercultural Cities	Moderate	Moderate	Strong	Strong	Strong	Strong
Liveable Cities	None	None	None	None	None	None
Love Food Hate Waste	None	None	None	Strong	None	None
Resilient Cities	Strong	Weak	Weak	Strong	Strong	Strong
Safe Communities	Strong	Strong	Moderate	Strong	Strong	Strong
Sharing City	None	Weak	Weak	Strong	Strong	Strong
Smart Cities	Strong	Strong	None	Strong	Strong	Strong
Urban Design Protocol	None	None	Weak	None	Strong	Strong
Welcoming Communities	Strong	Moderate	Moderate	Strong	Strong	Strong

Key:

Strong



Moderate



Weak



None



## 5 Age-friendly Communities

---

### 5.1 Summary

<b>Lead Agency</b>	Office for Seniors (New Zealand)
<b>Participating Local Councils</b>	<p>Pilot Communities:</p> <ul style="list-style-type: none"><li>• Hamilton City Council</li><li>• Kapiti District Council</li><li>• New Plymouth District Council</li></ul> <p>Other communities:</p> <ul style="list-style-type: none"><li>• Tauranga City Council</li><li>• Horowhenua District Council</li><li>• Southland Region – Gore District Council</li><li>• Christchurch City Council – Spreydon – Cashmere Community Board</li><li>• Palmerston North City Council</li><li>• Nelson City Council and Tasman District Council</li></ul>
<b>Web Resources</b>	<ul style="list-style-type: none"><li>• <a href="http://www.superseniors.msd.govt.nz/age-friendly-communities/index.html">http://www.superseniors.msd.govt.nz/age-friendly-communities/index.html</a></li><li>• <a href="http://www.agefriendlyworld.org/">http://www.agefriendlyworld.org/</a></li><li>• <a href="http://www.who.int/ageing/projects/age-friendly-cities-communities/en/">http://www.who.int/ageing/projects/age-friendly-cities-communities/en/</a></li></ul>

### 5.2 Programme details

New Zealand's *Age-friendly Communities* programme is based on the WHO's *Age-friendly Cities and Communities* model. The approach encourages each community to identify what needs to happen, and how it will happen, to make the community a good place for older people to live – essentially recognising that each community is unique and the perspectives of older people are paramount (WHO, 2007). The domains that make up the model are:

- Outdoor spaces and buildings
- Transportation



- Housing
- Social participation
- Respect and social inclusion
- Civic participation and employment
- Community support and health services
- Communication and information.

*Age-friendly Communities* is supported by the following programme structures:

- Establish a steering group.
- Make a baseline assessment.
- Get community input.
- Develop a strategy or action plan.
- Implement projects.
- Evaluate progress (Office for Seniors, n.d.).

The principles for action outlined in common programme approaches are:

- Participation of older people
- Equity focus
- Intersectoral collaboration
- Life course approach
- Multi-level governance
- Strategic improvement process (WHO Europe, 2016).

To achieve this, the *Age-friendly Communities* model incorporates:

- a ground-up community development approach aligned with top-down support both nationally and locally
- a three-way partnership between local council, older people and local providers
- older person's voice as a critical component
- building on what is already in existence
- development of action plans (approximately 3-yearly plans) (Office for Seniors, n.d.).

## 6 Accessible Communities

---

### 6.1 Summary

<b>Lead Agency</b>	The Office of Disability Issues (New Zealand)
<b>Participating Local Councils</b>	Some councils have an <i>Accessible Communities</i> working group in operation. The extent to which councils are active in this space is yet to be determined.
<b>Web Resources</b>	<ul style="list-style-type: none"><li>• <a href="https://www.odi.govt.nz/nz-disability-strategy/">https://www.odi.govt.nz/nz-disability-strategy/</a></li><li>• <a href="https://www.un.org/development/desa/disabilities/convention-on-the-rights-of-persons-with-disabilities.html">https://www.un.org/development/desa/disabilities/convention-on-the-rights-of-persons-with-disabilities.html</a></li><li>• <a href="https://zeroproject.org/">https://zeroproject.org/</a></li><li>• <a href="http://www.aucklanddesignmanual.co.nz/design-thinking/universal_design">http://www.aucklanddesignmanual.co.nz/design-thinking/universal_design</a></li><li>• <a href="http://www.beaccessible.org.nz/">http://www.beaccessible.org.nz/</a></li></ul>

### 6.2 Programme details

In New Zealand, the Government has a responsibility to promote accessibility as mandated by the United Nations Convention on the Rights of Persons with Disabilities (CRPD). This is led through the Office for Disability Issues (2018). The CRPD states that accessibility is to enable persons with disabilities to live independently and participate fully in all aspects of life (United Nations, 2006).

There is currently no co-ordinated international or national programme on *Accessible Communities*. At a global level, the Zero Project works for a world with zero barriers. The Zero Project finds and shares models that improve the daily lives and legal rights of all persons with disabilities (Zero Project, n.d.).

Governments shall also take appropriate measures to:

- develop, promulgate and monitor the implementation of minimum standards and guidelines for the accessibility of facilities and services open or provided to the public

- ensure that private entities that offer facilities and services that are open or provided to the public take into account all aspects of accessibility for persons with disabilities
- provide training for stakeholders on accessibility issues facing persons with disabilities
- provide in buildings and other facilities open to the public signage in Braille and in easy to read and understand forms
- provide forms of live assistance and intermediaries, including guides, readers and professional sign language interpreters, to facilitate accessibility to buildings and other facilities open to the public
- promote other appropriate forms of assistance and support to persons with disabilities to ensure their access to information
- promote access for persons with disabilities to new information and communications technologies and systems, including the Internet
- promote the design, development, production and distribution of accessible information and communications technologies and systems at an early stage, so that these technologies and systems become accessible at minimum cost.

The New Zealand Disability Strategy 2016 to 2026 is the country's response to the CRPD (Office for Disability Issues, 2016). The Strategy helps the Government to progress the CRPD by taking a strategic approach and focusing on what disabled New Zealanders said was most important to them. The Strategy will guide the work of government agencies on disability issues over the next 10 years.

Accessibility is one of the eight outcomes in the Strategy, with the aspiration that: "We access all places, services and information with ease and dignity."

The Disability Action Plan focuses on issues that need more than one organisation to progress (Office for Disability Issues, 2015). There are currently 12 actions, of which six cross-government actions aim to improve accessibility in information, technology, public transport, public buildings, social housing and access in the community. The Disability Action Plan is currently under review.

At a regional level there are specific accessibility groups. The level, type and range of activity in this space is currently unclear. Here are two examples:

- Auckland Council (n.d.) has a universal design tool.
- The Earthquake Disability Leadership Group (EDLG) is a charitable trust that advocates for accessibility in the planning and rebuild of Christchurch post-quake (EDLG, n.d.).

### **6.3 Alignment with *Age-friendly Communities***

There is strong alignment between *Accessible Communities* and *Age-friendly Communities*. Both approaches aim to reduce stigma and foster 'respect and social inclusion'. They both recognise that there are barriers in the broader environment that make it difficult for people to live their day-to-day lives, and that reducing these barriers in the community can positively impact this. Areas covered under *Accessible Communities* that align with the *Age-friendly Communities* domains include:

- Buildings – including housing
- Transport
- Public spaces and outdoor facilities, including roads and schools
- Workplaces and employment
- Community and health services
- Information and communications.

The approach also includes accessible other services, including electronic services and emergency services.

There are similar programme structures across *Accessible Communities* and *Age-friendly Communities*; the only exception is undertaking a baseline assessment. This is not identified as part of the programme structure for *Accessible Communities* as it is in *Age-friendly Communities*.

There is a strong similarity of principles between *Age-friendly Communities* and *Accessible Communities* – in particular, a focus on equity, intersectoral collaboration and a life course approach.

## 7 Autism-friendly Cities

---

### 7.1 Summary

<b>Lead Agency</b>	<ul style="list-style-type: none"><li>• Autism Alliance UK</li><li>• Autism Together (International)</li></ul>
<b>Participating Local Councils</b>	Christchurch City Council is considering involvement after approving its Disability Charter.
<b>Web Resources</b>	<ul style="list-style-type: none"><li>• <a href="http://www.autismfriendlyliverpool.com/">http://www.autismfriendlyliverpool.com/</a></li><li>• <a href="http://www.autism.org.uk/professionals/autism-friendly-award/businesses/how-to-apply.aspx">http://www.autism.org.uk/professionals/autism-friendly-award/businesses/how-to-apply.aspx</a></li></ul>

### 7.2 Programme details

An autism-friendly city is one in which people with the condition can use public transport, shop for food and clothes, take part in sports and leisure activities, visit cultural and tourist institutions, and eat in restaurants (Liverpool Autism Champions, 2016b).

The National Autistic Society in the UK has developed an Autism-Friendly Award for businesses and amenities that have made adjustments to make it easier for autistic people to visit them (National Autistic Society, n.d.). The award identifies the following components of autism-friendly spaces and businesses:

- Customer information
- Staff awareness
- Physical environment
- Customer experience, feedback and consultation
- Promoting understanding.

Liverpool has established an Autism Champions scheme (Liverpool Autism Champions, 2016a). To become an Autism Champion, an organisation makes a public commitment to train staff in autism awareness and the different ways people with autism communicate, and to make small adjustments to their premises to improve access to those with autism, such as a quiet space, clearer signage and less glaring lights.

### **7.3 Alignment with *Age-friendly Communities***

There is some degree of crossover with the *Age-friendly Communities* domains. Both approaches aim to reduce stigma and 'foster respect and social inclusion'.

Areas covered under *Autism-friendly Cities* that align with the *Age-friendly Communities* domains include:

- Customer information
- Physical environment
- Promoting understanding.

Other elements in *Autism-friendly Cities* that are not identified within the *Age-friendly Communities* domains include:

- Train staff in autism awareness.
- Make reasonable adjustments should you suspect an individual has autism.
- Be aware of the different ways people with autism communicate and respond to them appropriately. (However, the *Age-friendly Communities* 'communication and information' domain provides for a range of communication methods to be considered.)
- Make staff aware of how to communicate effectively with someone in distress.
- Create a clear process for staff to disclose their autism should they wish to.

There is a common approach of listening and partnering with the target population group to make improvements based on their suggestions. However, none of the other *Age-friendly Communities* programme structures are reflected in this approach.

The principles of intersectoral collaboration, a life course approach and strategic improvement process are demonstrated in both approaches. Participation of older people, an equity focus and multi-level governance are not demonstrated in *Autism-friendly Communities*.

## 8 Biophilic Cities

---

### 8.1 Summary

<b>Lead Agency</b>	Biophilic Cities Network (International)
<b>Participating Local Councils</b>	Wellington City Council
<b>Web Resources</b>	<ul style="list-style-type: none"><li>• <a href="https://en.wikipedia.org/wiki/Biophilia_hypothesis">https://en.wikipedia.org/wiki/Biophilia_hypothesis</a></li><li>• <a href="https://issuu.com/biophiliccities/docs/biophiliccities_networkguidelines">https://issuu.com/biophiliccities/docs/biophiliccities_networkguidelines</a></li><li>• <a href="http://biophiliccities.org/">http://biophiliccities.org/</a></li></ul>

### 8.2 Programme details

A biophilic city places nature at the core of its design and planning, and works to create opportunities for people to learn about and connect with nature (Biophilic Cities, 2015). A biophilic city understands that its role is to provide habitat for many different forms of life and advocate for humane co-existence. A biophilic city builds on the idea that humans possess an innate tendency to seek connections with nature and other forms of life. People need nature around them to lead happy, healthy, meaningful lives.

There is an established global network to support the spread of the vision and planning and design practices. Through the network, cities share their experiences (Biophilic Cities, n.d.). To become a member of the Biophilic Cities Network requires:

- official resolution by the council that contains a statement supporting the goals of *Biophilic Cities*, the importance of nature in urban life and stating the city's intent to join the network
- preparation of a *Biophilic Cities* narrative statement consisting of key ways the city is already biophilic and a statement of goals for the future
- selection of a limited number of municipal indicators from the following categories:
  - natural conditions, qualities and infrastructure
  - biophilic engagement, participation, activities and knowledge

- biophilic institutions, planning and governance
- human health/wellbeing indicators
- designating a Biophilic City Co-ordinator
- meeting Biophilic Cities Network requirements – for example, blog post, webinar, respond to partner city requests, host visits, attend conferences, assist individuals and organisations.

### **8.3 Alignment with *Age-friendly Communities***

Overall there is little direct crossover with the domains of *Age-friendly Communities*; however, the *Biophilic Cities* approach benefits older people through their shared need for nature, therefore there is strong alignment with the 'outdoor spaces and building' domain of the *Age-friendly Communities* model, and moderate alignment with the 'social participation' domain.

From a programme structure perspective, both *Biophilic Cities* and *Age-friendly Communities* require official council support to join the network.

The similarity of principles with *Age-friendly Communities* is weak.



## 9 Child-friendly Cities

---

### 9.1 Summary

<b>Lead Agency</b>	UNICEF (International and New Zealand)
<b>Participating Local Councils</b>	Whangarei District Council signed up Working with: <ul style="list-style-type: none"><li>• Auckland Council – Waitematā Local Board</li><li>• Wellington City Council</li><li>• Hutt City Council</li><li>• Christchurch City Council</li></ul>
<b>Web Resources</b>	<ul style="list-style-type: none"><li>• <a href="https://s25924.pcdn.co/wp-content/uploads/2018/03/CFCI_TOOLKIT_24.02.17.pdf">https://s25924.pcdn.co/wp-content/uploads/2018/03/CFCI_TOOLKIT_24.02.17.pdf</a></li><li>• <a href="https://childfriendlycities.org/cfici-framework/">https://childfriendlycities.org/cfici-framework/</a></li><li>• <a href="https://s25924.pcdn.co/wp-content/uploads/2017/11/CFCI-Original-Framework-for-Action-2004.pdf">https://s25924.pcdn.co/wp-content/uploads/2017/11/CFCI-Original-Framework-for-Action-2004.pdf</a></li></ul>

### 9.2 Programme details<sup>1</sup>

The programme gives effect to the United Nations Convention on the Rights of the Child and has a particular focus on vulnerable children (United Nations, 1989). The model guarantees the right of every child to:

- influence decisions about their city
- express their opinion on the city they want
- participate in family, community and social life
- receive basic services such as health care, education and shelter
- drink safe water and have access to proper sanitation
- be protected from exploitation, violence and abuse
- walk safely in the streets on their own

---

<sup>1</sup> Note: As of January 2018 Child Friendly Cities has been deleted from UNICEF New Zealand's website.

- meet friends and play
- have green spaces for plants and animals
- live in an unpolluted environment
- participate in cultural and social events
- be an equal citizen of their city with access to every service, regardless of ethnic origin, religion, income, gender or disability (UNICEF, 2004).

UNICEF identifies four steps for councils wanting to become more child friendly:

1. Register interest
2. Implementation
3. Accreditation
4. Monitoring.

### **9.3 Alignment with *Age-friendly Communities***

There is a moderate degree of crossover between *Child-friendly Cities* and *Age-friendly Communities*. The *Age-friendly Communities* domains that align with the *Child-friendly Cities* model include:

- Community support and health services
- Civic participation and employment (in terms of being an equal citizen of their community)
- Outdoor spaces and buildings.

Other elements included in the model that don't directly cross over with *Age-friendly Communities* include:

- Child-friendly legal framework
- City-wide Children's Rights Strategy
- Children's Rights Unit or co-ordinating mechanism
- Child impact assessment and evaluation
- Children's budget
- A regular State of the City's Children Report
- Making children's rights known
- Independent advocacy for children (UNICEF, 2004).

There is strong similarity in programme structures between *Child-friendly Cities* and *Age-friendly Communities*. Both require a bottom-up community development approach that recognises that communities have a leading role in improving the quality of life for residents of all ages. This involves the following structures that can be found within an *Age-friendly Communities* approach:

- Establish a steering group.
- Make a baseline assessment.
- Get community input.
- Develop a strategy or action plan.
- Implement projects.
- Evaluate progress.

The principles of *Age-friendly Communities* are also strongly reflected in *Child-friendly Cities*, including an equity focus, intersectoral collaboration, and multi-level governance.

## 10 Compact Cities

---

### 10.1 Summary

<b>Lead Agency</b>	Urban Arm of the United Nations (International)
<b>Participating Local Councils</b>	<ul style="list-style-type: none"><li>• Rotorua Lakes Council</li><li>• Unclear whether Auckland Council and Tauranga City Council are participating</li></ul>
<b>Web Resources</b>	<ul style="list-style-type: none"><li>• <a href="https://citiesprogramme.org/">https://citiesprogramme.org/</a></li><li>• <a href="https://www.planning.org.nz/Attachment?Action=Download&amp;Attachment_id=4317">https://www.planning.org.nz/Attachment?Action=Download&amp;Attachment_id=4317</a></li><li>• <a href="https://www.slideshare.net/PlanningTheory/compact-city">https://www.slideshare.net/PlanningTheory/compact-city</a></li><li>• <a href="http://citiesprogramme.org/wp-content/uploads/2016/07/Journal-of-Corporate-Citizenship-JCC11-Autumn-2003.pdf">http://citiesprogramme.org/wp-content/uploads/2016/07/Journal-of-Corporate-Citizenship-JCC11-Autumn-2003.pdf</a></li><li>• <a href="https://en.wikipedia.org/wiki/Compact_city">https://en.wikipedia.org/wiki/Compact_city</a></li></ul>

### 10.2 Programme details

*Compact Cities* is an urban planning and urban design concept that promotes relatively high residential density with mixed land uses. It is based on an efficient public transport system and has an urban layout that encourages walking and cycling, low energy consumption and reduced pollution. A large resident population provides opportunities for social interaction as well as a feeling of safety in numbers and 'eyes on the street' ('Compact city', n.d.).

The approach is supported by the United Nations and is working to achieve fair, inclusive, sustainable and resilient cities and societies. The programme is based on:

- the UN Global Compact, which encourages companies to embrace, support and enact, within their sphere of influence, a set of core values in the areas of human rights, labour standards, the environment, and anti-corruption
- the Global Sustainable Development Goals, which aim to end poverty, protect the planet and ensure prosperity for all – in

particular, Goal 11: 'Make cities and human developments inclusive, safe, resilient and sustainable' (Global Compact Cities Programme, n.d.).

The programme is based on the Melbourne Model, which provides a framework for cities to address problems based on collaboration between cities, businesses and civil society to create solutions and tools to challenges (Teller, 2003). The model focuses on delivering concrete outcomes for urban societies and is purposely rigid in its approach to ensure that the process remains results-driven. Verification is built in to continually ensure that resources are used effectively and that stakeholders are engaged and working together. There are seven steps:

- Step 1: Engage with the UN Global Compact
- Step 2: Engage the Melbourne Principles
- Step 3: Adopt an existing project from the Global Compact Learning Forum or develop a new project according to the Melbourne Model criteria
- Step 4: Project evaluation
- Step 5: Project approval
- Step 6: Project implementation
- Step 7: Project reporting.

The Melbourne Principles are:

1. Provide a long-term vision for cities based on: sustainability; intergenerational, social, economic and political equity; and their individuality.
2. Achieve long-term economic and social security.
3. Recognise the intrinsic value of biodiversity and natural ecosystems, and protect and restore them.
4. Enable communities to minimise their ecological footprint.
5. Build on the characteristics of ecosystems in the development and nurturing of healthy and sustainable cities.
6. Recognise and build on the distinctive characteristics of cities, including their human and cultural values, history and natural systems.
7. Empower people and foster participation.

8. Expand and enable co-operative networks to work towards a common, sustainable future.
9. Promote sustainable production and consumption, through appropriate use of environmentally sound technologies and effective demand management.
10. Enable continual improvement, based on accountability, transparency and good governance (Teller, 2003, p. 138).

The Melbourne Model uses the following criteria for new projects:

- Must be based around an issue that impacts directly on all of the following: business, government and civil society
- Where the problem can only be resolved efficiently and effectively by the involvement and implication of all three sectors
- Where the nature, scope and outcome of projects can be qualified or quantified, i.e. where the objectives of the project are SMART (sustainable, measurable, achievable, realistic and timely)
- Where the project is unique
- Where conclusions/lessons/outcomes can be directly applied to and of immediate benefit to, first, the city of origin and, second, other cities facing similar issues (Teller, 2003, p. 139).

### **10.3 Alignment with *Age-friendly Communities***

There is moderate crossover with the *Age-friendly Communities* model. The areas that cross over with the *Age-friendly Communities* domains include:

- Community and sector engagement
- Urban infrastructure / outdoor spaces and building
- Transport
- Housing
- Focus on accessibility
- Social connections – social participation.

Other elements included in the model that don't directly align with *Age-friendly Communities* include:

- Mixed land use

- Clear identity
- Social fairness
- Self-sufficient daily life
- Independence of governance
- Prescribed approach (Teller, 2003).

Each city participating in the Global Compact has a secretariat that facilitates the engagement process of organisations, companies and cities, and translates the Global Compact and Melbourne Principles into action (Teller, 2003). The secretariat plays a co-ordinating and communication role for all activities within the city, and an official linking role with Global Compact headquarters. This approach aligns with the following programme structures within *Age-friendly Communities*:

- Establish a steering group.
- Get community input.
- Implement projects.

As with *Age-friendly Communities*, intersectoral collaboration is a key component to the *Compact Cities* model, along with multi-level governance and strategic improvement process. There is also a moderate focus on equity.

## 11 Creative Cities Network

---

### 11.1 Summary

<b>Lead Agency</b>	United Nations Educational, Scientific and Cultural Organization (UNESCO) (International)
<b>Participating Local Councils</b>	<ul style="list-style-type: none"><li>• Auckland Council (UNESCO City of Music)</li><li>• Dunedin City Council (UNESCO City of Literature)</li></ul>
<b>Web Resources</b>	<ul style="list-style-type: none"><li>• <a href="https://en.unesco.org/creative-cities/home">https://en.unesco.org/creative-cities/home</a></li><li>• <a href="https://en.wikipedia.org/wiki/Creative_city">https://en.wikipedia.org/wiki/Creative_city</a></li></ul>

### 11.2 Programme details

The *Creative Cities Network* started in 2004 to promote co-operation with and among cities that have identified creativity as a strategic factor for sustainable urban development (UNESCO, n.d.-a). Cities within the network work together to place creativity and cultural industries at the heart of their development plans at the local level and to co-operate actively at the international level. The network covers seven creative fields: Crafts and Folk Arts, Media Arts, Film, Design, Gastronomy, Literature and Music (UNESCO, n.d.-b). The network offers opportunities for cities to fully capitalise on their creative assets, through peer-learning processes and collaborative projects. The seven sub-networks, corresponding to the seven creative fields, are the network's field actors. They monitor the progress made by the creative cities following their designation and identify challenges to tackle.

As part of the application process, member cities choose one of the creative fields to focus on. Applicants must demonstrate:

- a participative process to developing the application
- a forward-looking approach built on cultural heritage and current creative assets
- inclusive sustainable development
- a longstanding commitment
- a concrete action plan that aligns with the priorities of the city as well as the *Creative Cities Network's* objectives



- exchanges and co-operation between member cities (UNESCO, 2017).

The steps to become a member city are:

- Step 1: Mayor decides to prepare application.
- Step 2: Establish management team and focal point.
- Step 3: Identify relevant stakeholders.
- Step 4: Establish consultative group involving relevant stakeholders.
- Step 5: Implement relevant background research and prepare audit.
- Step 6: Draft action plan.
- Step 7: Plan management unit in case of designation.
- Step 8: Propose adequate budget and explore funding opportunities.
- Step 9: Letter from Mayor.
- Step 10: Obtain endorsement from national professional associations.
- Step 11: Obtain endorsement from UNESCO.
- Step 12: Submit application (UNESCO, 2017).

### **11.3 Alignment with *Age-friendly Communities***

The *Creative Cities Network* has a moderate degree of crossover with the *Age-friendly Communities* domains – in particular, ‘outdoor spaces and buildings’ as well as ‘civic participation and employment’.

The *Creative Cities Network* is council-led and, like *Age-friendly Communities*, involves the following programme structures:

- Establish a steering group.
- Make a baseline assessment.
- Get community input.
- Develop a strategy or action plan.
- Implement projects.
- Evaluate progress.

As with *Age-friendly Communities*, intersectoral collaboration is a key component of the *Compact Cities* model, along with multi-level governance and strategic improvement process.

## 12 Dementia-friendly Communities

---

### 12.1 Summary

<b>Lead Agency</b>	Alzheimer's New Zealand, Dementia New Zealand and British United Provident Association (BUPA) (New Zealand)
<b>Participating Local Councils</b>	Rotorua Lakes Council
<b>Web Resources</b>	<ul style="list-style-type: none"><li>• <a href="http://www.bupa.co.nz/why-bupa/dementia/dementia-friendly-communities/">http://www.bupa.co.nz/why-bupa/dementia/dementia-friendly-communities/</a></li><li>• <a href="http://www.bupa.co.nz/media/651193/First_steps_to_a_Dementia_Friendly_Rotorua_Report.pdf">http://www.bupa.co.nz/media/651193/First_steps_to_a_Dementia_Friendly_Rotorua_Report.pdf</a></li><li>• <a href="http://www.aarp.org/livable-communities/network-age-friendly-communities/info-2016/dementia-friendly-communities.html">http://www.aarp.org/livable-communities/network-age-friendly-communities/info-2016/dementia-friendly-communities.html</a></li><li>• <a href="https://www.alz.co.uk/news/dementia-friendly-communities-key-principles-and-global-developments">https://www.alz.co.uk/news/dementia-friendly-communities-key-principles-and-global-developments</a></li><li>• <a href="https://www.local.gov.uk/sites/default/files/documents/dementia-friendly-communi-b7f.pdf">https://www.local.gov.uk/sites/default/files/documents/dementia-friendly-communi-b7f.pdf</a></li><li>• <a href="https://shop.bsigroup.com/forms/PASs/PAS-1365-2015/">https://shop.bsigroup.com/forms/PASs/PAS-1365-2015/</a></li><li>• <a href="http://www.dfamerica.org/">http://www.dfamerica.org/</a></li></ul>

### 12.2 Programme details

*Dementia-friendly Communities* aims to reduce stigma and increase understanding of dementia, thereby empowering people with dementia. A dementia-friendly community is a geographic area where people living with dementia and their carers feel understood, supported and respected. They feel confident that they can contribute to community life. A dementia-friendly community is made up of dementia-friendly individuals, businesses, organisations, services, and faith communities that support the needs of people with dementia (Alzheimer's Society, 2015).

The Dementia-friendly Rotorua Steering Group (2017) outlines the steps to becoming dementia-friendly:

1. Committing to action – top-down and bottom-up support
2. Creating a dementia-friendly steering group – membership of health organisations, community organisations, local council, people who contribute and help in different ways
3. Knowing where to start – finding out what’s important for people living with dementia
4. Creating an action plan and agreeing ways of working
5. Creating momentum (eg, carol concert or dementia-friendly bank).

Internationally, there are dementia-friendly guidelines in the United Kingdom (Local Government Association, 2015) and the United States (Dementia-Friendly America, 2015). The Dementia-Friendly Rotorua Steering Group (2017) has developed a toolkit to becoming dementia friendly.

### **12.3 Alignment with *Age-friendly Communities***

Of all the approaches identified in this document, *Dementia-friendly Communities* has the highest degree of alignment with the *Age-friendly Communities* model. The following 10 sectors from the American framework intersect with all the domains of *Age-friendly Communities*:

- Transport, housing and public spaces
- Businesses
- Legal and advance planning services
- Banks and financial institutions
- Neighbours and community members
- Independent living
- Communities of faith
- Care throughout the continuum
- Memory loss supports and services
- Emergency planning and first response

*Dementia-friendly Communities*:

- include people with dementia and their caregivers in the programme
- focus on breaking down stigma and raising awareness

- take a more flexible approach than *Age-friendly Communities* and could be applied more quickly.

Like *Age-friendly Communities*, *Dementia-friendly Communities* recognises that older adults and people with dementia are valuable members of the community, and as such the programme structures closely align with the *Age-friendly Communities* structures.

The principles of *Age-friendly Communities* are also strongly aligned to the *Dementia-friendly Communities* approach, including:

- recognising the leading role communities play in improving the quality of life for residents of all ages
- a community development approach
- a partnership approach between communities and organisations
- supporting an age-in-place approach and enabling people to remain active and engaged for as long as possible (Turner & Morken, 2016).

## 13 Eco-cities

---

### 13.1 Summary

<b>Lead Agency</b>	No clear lead agency
<b>Participating Local Councils</b>	Wellington City Council
<b>Web Resources</b>	<ul style="list-style-type: none"><li>• <a href="https://en.wikipedia.org/wiki/Eco-cities">https://en.wikipedia.org/wiki/Eco-cities</a></li><li>• <a href="https://www.thenatureofcities.com/2017/03/05/seven-things-need-know-ecocities/">https://www.thenatureofcities.com/2017/03/05/seven-things-need-know-ecocities/</a></li><li>• <a href="http://www.ecocity2019.com/about-ecocity-world-summit/">http://www.ecocity2019.com/about-ecocity-world-summit/</a></li><li>• <a href="http://www.ecocitystandards.org">http://www.ecocitystandards.org</a></li><li>• <a href="https://ecocitystandards.org/framework/">https://ecocitystandards.org/framework/</a></li><li>• <a href="https://ecocitybuilders.org/what-is-an-ecocity/">https://ecocitybuilders.org/what-is-an-ecocity/</a></li></ul>

### 13.2 Programme details

An eco-city is a city built from the principles of living within environmental means. The ultimate goal of many eco-cities is to eliminate all carbon waste (zero-carbon city), to produce energy entirely through renewable resources, and to merge the city harmoniously with the natural environment. However, eco-cities also have the intentions of stimulating economic growth, reducing poverty, and using higher population densities, thereby obtaining higher efficiency and improving health ('Eco-cities', n.d.).

The ideal eco-city is a city that:

- operates on a self-contained economy – resources needed are found locally
- has completely carbon-neutral and renewable energy production
- has a well-planned city layout and public transportation system that makes the priority methods of transportation as follows possible: walking first, then cycling, and then public transportation.

- conserves resources – maximises efficiency of water and energy resources, constructs a waste management system that can recycle waste and reuse it, creates a zero-waste system
- restores environmentally damaged urban areas
- ensures decent and affordable housing for all socio-economic and ethnic groups and improves jobs opportunities for disadvantaged groups, such as women, minorities, and the disabled
- supports local agriculture and produce
- promotes voluntary simplicity in lifestyle choices, decreasing material consumption, and increasing awareness of environmental and sustainability issues.

There is no global network to support the *Eco-cities* movement. The Ecocity World Summit has been held biennially for three decades to support the development of this approach (Ecocity World Summit, 2019). The Ecocity World Summit series focuses on key actions that cities and communities can take to rebuild our human habitat in relation to living natural systems. In the process, they seek to slow down and reverse:

- climate change and biodiversity collapse
- the loss of wilderness habitat
- agricultural lands and open space
- the extension of social and environmental injustices.

The summit is organised around the following pillars in the *Eco-cities* framework:

- Urban Design: 4 criteria for access by proximity
- Bio-geo Physical Features: 6 criteria for the responsible management of resources and materials and the generation and use of clean, renewable energy
- Socio-cultural Features: 5 criteria for promoting cultural activities and community participation
- Ecological Imperatives: 3 criteria to sustaining and restoring biodiversity.

### **13.3 Alignment with *Age-friendly Communities***

There is some crossover with the *Age-friendly Communities* domains. In particular, *Eco-Cities* focuses on the following components of the *Age-friendly Communities* model:

- Outdoor spaces
- Transport
- Housing
- Community and health services.

Other elements included in the model that don't directly align with *Age-friendly Communities* include:

- Self-contained economy
- Energy production
- Resource conservation
- Restores environmentally damaged urban areas
- Resource conservation
- Voluntary simplicity in lifestyle choices ('Eco-cities', n.d.).

There is limited similarity of programme structures. The only area that is similar to the *Age-friendly Communities* approach is implementation of projects.

The principles of *Eco-cities* support the *Age-friendly Communities* principles with a focus on equity, intersectoral collaboration and a life course approach.

## 14 Global Cities

---

### 14.1 Summary

<b>Lead Agency</b>	No clear lead agency
<b>Participating Local Councils</b>	<ul style="list-style-type: none"><li>• Auckland (Globalization and World Cities Research Network, <i>The Economist</i>)</li><li>• Wellington (Globalization and World Cities Research Network)</li></ul>
<b>Web Resources</b>	<ul style="list-style-type: none"><li>• <a href="https://www.globalcities.org/">https://www.globalcities.org/</a></li><li>• <a href="https://www.atkearney.com/documents/20152/1136372/2018+Global+Cities+Report.pdf/21839da3-223b-8cec-a8d2-408285d4bb7c">https://www.atkearney.com/documents/20152/1136372/2018+Global+Cities+Report.pdf/21839da3-223b-8cec-a8d2-408285d4bb7c</a></li><li>• <a href="https://content.knightfrank.com/research/83/documents/en/the-wealth-report-insight-series-2019-6505.pdf">https://content.knightfrank.com/research/83/documents/en/the-wealth-report-insight-series-2019-6505.pdf</a></li><li>• <a href="http://www.mori-m-foundation.or.jp/pdf/GPCI2018_en.pdf">http://www.mori-m-foundation.or.jp/pdf/GPCI2018_en.pdf</a></li><li>• <a href="http://www.lboro.ac.uk/gawc/rb/rb5.html">http://www.lboro.ac.uk/gawc/rb/rb5.html</a></li><li>• <a href="http://www.lboro.ac.uk/gawc/world2018t.html">http://www.lboro.ac.uk/gawc/world2018t.html</a></li><li>• <a href="https://en.wikipedia.org/wiki/Global_city">https://en.wikipedia.org/wiki/Global_city</a></li><li>• <a href="http://www.citigroup.com/citi/citiforcities/pdfs/hotspots2025.pdf">http://www.citigroup.com/citi/citiforcities/pdfs/hotspots2025.pdf</a></li></ul>

### 14.2 Programme details

A global city is an important node in the global economic system. Linkages binding a city have a direct and tangible effect on global affairs through socio-economic means. More recently the term has been used to describe a city's influence and 'financial capital'. The standard characteristics of global cities are:

- a variety of international financial services, notably in finance, insurance, real estate, banking, accountancy, and marketing
- headquarters of several multinational corporations
- the existence of financial headquarters, a stock exchange, and major financial institutions



- domination of the trade and economy of a large surrounding area
- major manufacturing centres with port and container facilities
- considerable decision-making power on a daily basis and at a global level
- centres of new ideas and innovation in business, economics, culture, and politics
- centres of media and communications for global networks
- dominance of the national region with great international significance
- high percentage of residents employed in the services sector and information sector
- high-quality educational institutions, including renowned universities, international student attendance, and research facilities
- multi-functional infrastructure offering some of the best legal, medical, and entertainment facilities in the country ('Global city', n.d.).

The following sources provide examples of global cities reports:

- **Global City Economic Power Index** (Martin Prosperity Institute) (Florida, 2015). This index is based on five core dimensions: economic output, financial power, global competitiveness, equity and quality of life.
- **Global Power City Index** (Mori Memorial Foundation, 2018). The Global Power City Index 2018 Summary assesses 44 cities and analyses their power through the lens of six functions (Economy, Research and Development, Cultural Interaction, Liveability, Environment, and Accessibility) and five global actors who lead the urban activities in their cities (Manager, Researcher, Artist, Visitor, and Resident), providing an all-encompassing view of the cities.
- **Globalization and World Cities (GaWC) Research Network** (GaWC Research Network, n.d.). The GaWC Research Bulletin 5 ranked cities based on their connectivity through four advanced producer services: accountancy, advertising, banking/finance, and law. The GaWC inventory identifies three levels of global cities and several sub-ranks.

- **Global Cities 2018** (AT Kearney) (AT Kearney, 2018). The Global Cities Index ranks 135 cities around the world on their current performance using 27 metrics covering business activity, human capital, cultural experience and political engagement. The index provides insights into the global reach, performance and level of development of the world’s largest cities.
- **The Wealth Report** (Knight Frank) (Knight Frank, 2019). The Wealth Report provides the global perspective on prime property and wealth reporting on trends in global wealth, property and luxury spending.
- **Global City Competitiveness Index** (The Economist) (Economist Intelligence Unit, 2013). The Global City Competitiveness Index ranks the competitiveness of 120 of the world’s major cities in terms of including its business and regulatory environment, the quality of human capital and indeed the quality of life.

### 14.3 Alignment with Age-friendly Communities

Though *Global Cities* is not a community development programme or quality improvement framework, there is some alignment with *Age-friendly Communities*. Table 1 outlines the crossover between the *Age-friendly Communities* domains and each of the *Global Cities* reports.

Table 1: *Global Cities* crossover with *Age-friendly Communities* domains

	<b>Martin Prosperity Institute</b>	<b>Mori Memorial Foundation</b>	<b>GaWC</b>	<b>AT Kearney</b>	<b>Knight Frank</b>	<b>The Economist</b>
Housing	No	Yes	No	Unclear	Yes	Unclear
Transport	No	Yes	No	Unclear	No	Yes
Open spaces and buildings	No	Yes	No	Yes	No	Yes
Community support and health services	No	Unclear	No	Yes	No	Yes
Respect and social inclusion	No	Unclear	No	Unclear	No	Unclear
Social participation	No	Yes	No	Yes	No	Yes
Civic participation and employment	Employment	Unclear	No	Yes	No	Yes

Communication and information	No	Unclear	No	Unclear	No	Unclear
-------------------------------	----	---------	----	---------	----	---------

From a programme structure perspective, there is no similarity in programme structures. This is in part due to the bottom-up nature of *Age-friendly Communities*.

Both *Age-friendly Communities* and *Global Cities* have a focus on equity.

## 15 Healthy Cities

---

### 15.1 Summary

<b>Lead Agency</b>	<ul style="list-style-type: none"><li>• Alliance for Healthy Cities (International)</li><li>• World Health Organization (International)</li></ul>
<b>Participating Local Councils</b>	<ul style="list-style-type: none"><li>• Christchurch</li><li>• The extent to which other councils are active in this space is yet to be determined.</li></ul>
<b>Web Resources</b>	<ul style="list-style-type: none"><li>• <a href="http://www.who.int/healthy_settings/types/cities/en/">http://www.who.int/healthy_settings/types/cities/en/</a></li><li>• <a href="http://www.alliance-healthycities.com/">http://www.alliance-healthycities.com/</a></li><li>• <a href="http://www.euro.who.int/en/health-topics/environment-and-health/urban-health/who-european-healthy-cities-network">http://www.euro.who.int/en/health-topics/environment-and-health/urban-health/who-european-healthy-cities-network</a></li><li>• <a href="https://www.healthychristchurch.org.nz/">https://www.healthychristchurch.org.nz/</a></li></ul>

### 15.2 Programme details

A healthy city is one that is continually creating and improving the physical and social environments and expanding the community resources that enable people to mutually support each other in performing all the functions of life and developing to their maximum potential (WHO, 1998).

The programme is a long-term international development initiative that aims to place health high on the agendas of decision makers and to promote comprehensive local strategies for health protection and sustainable development. Basic features include community participation and empowerment, intersectoral partnerships, and participant equity (WHO, n.d.).

Evaluations of the *Healthy Cities* programmes have proven that they have been successful in increasing understanding of health and environment linkages and in the creation of intersectoral partnerships to ensure a sustainable, widespread programme. The most successful *Healthy Cities* programmes maintain momentum from:

- the commitment of local community members
- a clear vision

- the ownership of policies
- a wide array of stakeholders
- a process for institutionalising the programme.

A healthy city aims to:

- create a health-supportive environment
- achieve a good quality of life
- provide basic sanitation and hygiene needs
- supply access to health care (WHO, n.d.).

The WHO European Healthy Cities Network has six strategic goals. It aims to:

- promote policies and action for health and sustainable development at the local level and across the WHO European Region, with an emphasis on the determinants of health, people living in poverty and the needs of vulnerable groups
- strengthen the national standing of *Healthy Cities* in the context of policies for health development, public health and urban regeneration with emphasis on national–local cooperation
- generate policy and practice expertise, good evidence, knowledge and methods that can be used to promote health in all cities in the Region
- promote solidarity, cooperation and working links between European cities and networks and with cities and networks participating in the *Healthy Cities* movement
- play an active role in advocating for health at the European and global levels through partnerships with other agencies concerned with urban issues and networks of local authorities
- increase the accessibility of the WHO European Network to all Member States in the European Region (WHO Europe, n.d.-c).

One of the first steps that cities take in the WHO *Healthy Cities* project is to develop a comprehensive city health profile, which is a public health report that describes the health of the city’s population, bringing together key pieces of information on health and its determinants in the city and interpreting and analysing the information (WHO Europe, n.d.-b.).

A city health development plan is a strategy document that contains a comprehensive picture of a city's concrete and systematic efforts for health development. It contains the city's vision and values and a strategy for achievement. Its political purpose is to demonstrate that health is a core value for the city administration, and further that the vision, values and strategy are translated into action through operational planning. A city health development plan puts increased emphasis on the social, environmental and economic determinants of health (WHO Europe, n.d.-b).

The development of the profile and development plan is supported by a project office, staff and budget. WHO Europe works directly with municipal governments to develop and implement intersectoral strategies and plans for health development at the local level (WHO Europe, 1996).

The principles of 'Health for All' relate to city health planning in the following ways:

- Equity: in health means that all people have the right and the opportunity to realise their full potential.
- Health promotion: A city health plan should aim to promote health using the principles outlined in the Ottawa Charter for Health Promotion.
- Intersectoral action: Health is created in the setting of everyday life and is influenced by the actions and decisions of most sectors.
- Community participation: Informed, motivated and actively participating communities are key partners in setting priorities and making and implementing decisions.
- Supportive environments: A city health plan should address the creation of supportive physical and social environments. This includes issues of ecology and sustainability as well as such aspects as social networks, transport, housing and other environmental concerns.
- Accountability: Health is created through the interaction of all aspects of the environment and living conditions with the individual. Decisions of politicians, senior executives and managers in all sectors affect the conditions that influence health. Responsibility for decisions that affect health creating

conditions should be made explicit in a clear and understandable manner in a form that can be measured and assessed after time.

- The right to peace: Peace is a fundamental prerequisite for health, and the attainment of peace is a justifiable aim for those who are seeking to achieve the maximum state of health for their community and citizens (WHO Europe, 1996).

All project cities should establish a widely representative intersectoral policy committee with strong links to the political decision-making system, to act as a focus for and to steer the project (WHO Europe, 2001).

- All cities should appoint a person to be politically responsible for the project.
- All project cities should establish a visible project office that is accessible to the public, with a co-ordinator, full-time staff and an operating budget for administration and management.
- All project cities should develop a 'health for all' policy based on the European Health for All targets and prepare and implement a city health plan that addresses equity, environmental, social and health issues, within two years after entering the second phase for old project cities and within four years for new cities. Cities should secure the necessary resources to implement the policy.
- All project cities should establish mechanisms for ensuring accountability, including presentation to the city council of short annual city health reports that address health for all priorities.
- All project cities should establish mechanisms for public participation and strengthen health advocacy at city level by stimulating the visibility of and debate on public health issues and by working with the media.
- All project cities should carry out population health surveys and impact analyses and, in particular, assess and address the needs of the most vulnerable and disadvantaged social groups.

### **15.3 Alignment with *Age-friendly Communities***

The *Healthy Cities* approach has a moderate crossover with the *Age-friendly Communities* domains. The domains that can be found in the *Healthy Cities* approach include 'transport' and 'community and health

services'. To a lesser extent the approach also includes 'housing' and 'outdoor spaces and buildings'.

There is some similarity in programme structure – in particular, the development of a needs assessment (city health profile) and action plan (city health development plans).

The health profile uses health indicators to define the population's health and presents information on the lifestyles and environmental and social factors in the city that affect health. Typical areas covered by the indicators that align with *Age-friendly Communities* include:

- measures of health or well-being
- disease prevalence
- socioeconomic conditions
- lifestyle
- environmental conditions
- service utilisation (admission or attendance rates)
- other factors influencing health, such as traffic and crime.

Other aligned structures include:

- Establish a steering group.
- Develop a strategy or action plan.
- Implement projects.
- Evaluate progress.

The majority of the *Healthy City* principles also correspond with the *Age-friendly Communities* principles:

- equity component – health for all
- strategic improvement process – taking innovative steps to improve health and the environment
- intersectoral collaboration – collaborative input from a number of different groups, organisations and providers
- strategic improvement process – making institutional changes to support intersectoral work and involve the community (WHO Europe, 1996).

The sectors within the city health development plan that align with *Age-friendly Communities* include:



- Business sector
- Transport sector
- Health and Social sector
- Environment sector
- Local policies and legislation
- Health for All Strategy (WHO Europe, 2001).

Other elements in the model that don't directly align with *Age-friendly Communities* but have some limited involvement in *Age-friendly Communities* through civic participation and employment include:

- Economic sector
- Industry sector
- Education sector (WHO Europe, 2001).

## 16 Inclusive Cities

---

### 16.1 Summary

<b>Lead Agency</b>	World Bank, Women in Informal Employment: Globalizing and Organizing (WIEGO) and Compas (International)
<b>Participating Local Councils</b>	No councils in New Zealand
<b>Web Resources</b>	<ul style="list-style-type: none"><li>• <a href="http://www.worldbank.org/en/topic/inclusive-cities">http://www.worldbank.org/en/topic/inclusive-cities</a></li><li>• <a href="http://www.inclusivecities.org/">http://www.inclusivecities.org/</a></li><li>• <a href="https://www.citylab.com/equity/2016/06/how-to-build-inclusive-cities/487322/">https://www.citylab.com/equity/2016/06/how-to-build-inclusive-cities/487322/</a></li><li>• <a href="https://www.compas.ox.ac.uk/project/inclusive-cities/">https://www.compas.ox.ac.uk/project/inclusive-cities/</a></li><li>• <a href="https://www.brookings.edu/multi-chapter-report/building-inclusive-cities/">https://www.brookings.edu/multi-chapter-report/building-inclusive-cities/</a></li><li>• <a href="https://www.adb.org/documents/enabling-inclusive-cities">https://www.adb.org/documents/enabling-inclusive-cities</a></li><li>• <a href="http://documents.worldbank.org/curated/en/402451468169453117/pdf/AUS8539-REVISED-WP-P148654-PUBLIC-Box393236B-Inclusive-Cities-Approach-Paper-w-Annexes-final.pdf">http://documents.worldbank.org/curated/en/402451468169453117/pdf/AUS8539-REVISED-WP-P148654-PUBLIC-Box393236B-Inclusive-Cities-Approach-Paper-w-Annexes-final.pdf</a></li></ul>

### 16.2 Programme details

*Inclusive Cities* aims to make sure that tomorrow's cities (predominately in developing countries) provide opportunities for everyone. The concept of inclusive cities involves multiple spatial, social and economic factors, in particular:

- *Spatial inclusion*: urban inclusion requires providing affordable necessities such as housing, water and sanitation. Lack of access to essential infrastructure and services is a daily struggle for many disadvantaged households;
- *Social inclusion*: an inclusive city needs to guarantee equal rights and participation of all, including the most marginalised. Recently, the lack of opportunities for the urban poor, and

greater demand for voice from the socially excluded have exacerbated incidents of social upheaval in cities;

- *Economic inclusion*: creating jobs and giving urban residents the opportunity to enjoy the benefits of economic growth is a critical component of overall urban inclusion (World Bank, n.d.-a).

These dimensions are interlinked meaning that when they occur together people are trapped in a negative cycle of poverty and marginalisation, but when working in the opposite direction can lift people out of exclusion and improve their lives.

To improve inclusion and combat urban poverty interventions for each domain requires:

- adopting multi sector-solutions
- combining 'preventive' and 'curative' solutions
- sequencing, prioritising and scaling up investments
- harnessing communities' potential as drivers of inclusion
- strengthening capacity at local level
- fostering partnerships (World Bank, n.d.-b).

### **16.3 Alignment with *Age-friendly Communities***

There is strong crossover between the *Age-friendly Communities* domains and *Inclusive Cities*. Of the eight *Age-friendly Communities* domains, six are strongly reflected in the *Inclusive Cities* approach. The only domain not included in the *Inclusive Cities* approach was 'communication and information'.

*Inclusive Cities* takes a multi-sectoral approach, looking at ways different stakeholders can work together to address systemic issues, focusing on improvements at a local and wider regional level. The programme structures that are similar to *Age-friendly Communities* are:

- Get community input.
- Develop a strategy or agree an action plan.
- Implement projects.
- Evaluate progress.

The *Inclusive Cities* approach strongly supports *Age-friendly Communities'* principles, including:

- equity focus
- intersectoral collaboration
- life course approach
- multi-level governance
- strategic improvement process.

## 17 Intercultural Cities

---

### 17.1 Summary

<b>Lead Agency</b>	Council of Europe (International)
<b>Participating Local Councils</b>	No councils in New Zealand
<b>Web Resources</b>	<a href="https://www.coe.int/en/web/interculturalcities/#">https://www.coe.int/en/web/interculturalcities/#</a>

### 17.2 Programme details

Similar to Immigration New Zealand's *Welcoming Communities* (see section 18), an intercultural city has people with different nationalities, origins, languages or religions/beliefs. Political leaders and most community members regard diversity positively, as a resource rather than a threat (Council of Europe, n.d.-a). The city actively combats discrimination and adapts its governance, institutions and services to the needs of a diverse population. The city has a strategy and tools to deal with diversity and cultural conflict. It encourages greater mixing and interaction between diverse groups in the public spaces.

The *Intercultural Cities* approach views diversity as an opportunity and migrants as a resource, and believes that cultures can only thrive in contact with cultural diversity. These cities need to support:

- cultural literacy and reciprocity
- power sharing – people with diverse backgrounds getting involved in policy design
- spontaneous and positive interaction in order to build trust and social cohesion
- institutional capacity to deal effectively with cultural diversity and its challenges (Council of Europe, n.d.-d).

Key elements for building a strategy for an intercultural city include:

1. *Diversity promoters team* – mayor, politicians, intercultural city local co-ordinator, non-governmental organisations (NGOs), media professionals, municipal interdepartmental team employees, entrepreneurs, teachers, artists, members of local associations

2. *Collection of data* – facts (demographic data), inputs (city policies and structures), impacts (what people know, feel and believe about migration and integration), informal stories (on-site visits, storytelling, feel the pulse of the community)
3. *Civic participation and consultation* – diversity board, inter-cultural and inter-religious councils, consultative bodies, neighbourhood participation councils (Council of Europe, 2013).

The *Intercultural Cities* programme helps cities to devise such strategies cutting across institutional silos and to mobilise leaders, policy officers, professionals, businesses and civil society behind a new model of integration based on the mixing and interaction between people from different ethnic, religious and linguistic backgrounds.

The programme helps cities to:

- create a sense of pluralistic identity based on the pride and appreciation of its diverse population and minimise ethnic tension and conflict
- set up a governance model empowering all members of the community, regardless of their origin or status, and thus benefit from their talents, skills and links with developing markets
- break the walls between ethnic groups, build trust and thus ensure cohesion and solidarity
- make the public spaces and services accessible to all
- empower intercultural innovators in public institutions and civil society
- build a positive discourse and encourage a balanced approach to diversity in media to foster positive public perception of migrant and minority groups (Council of Europe, n.d.-b).

The *Intercultural Cities* approach is for cities with a population of more than 30,000 people and significant levels of diversity (Council of Europe, n.d.-c). Member cities contribute €5,000 a year.

### **17.3 Alignment with *Age-friendly Communities***

There is some crossover between *Intercultural Cities* and the *Age-friendly Communities* domains. In particular, *Intercultural Cities* has a focus on:

- place making which looks at the public realm, housing and neighbourhoods, and safety
- employment options
- governance and citizenship – including public innovation, political participation, conflict mediation (Council of Europe, n.d.-d).

Other areas of the strategy that don't align with the *Age-friendly Communities* domains are:

- Education – schools, universities intercultural awareness training
- Business – equal opportunities, innovation, growth
- Arts and Sports – co-creation, co-operation, cultural contamination
- Media – strategy, training, monitoring (Council of Europe, 2013).

There is strong similarity between the programme structures of *Intercultural Cities* and *Age-friendly Communities*. This includes:

- Establish a steering group.
- Make a baseline assessment.
- Get community input.
- Develop a strategy or agree an action plan.
- Implement projects.
- Evaluate progress.

The *Age-friendly Communities* principles of equity, intersectoral collaboration, a life course approach, multi-level governance and a strategic improvement process are all strongly reflected in the *Intercultural Cities* model.

## 18 Welcoming Communities

---

### 18.1 Summary

<b>Lead Agency</b>	MBIE – Immigration New Zealand (New Zealand)
<b>Participating Local Councils</b>	Pilot councils with roll out to further councils in 2019/20: <ul style="list-style-type: none"><li>• Tauranga City Council</li><li>• Western Bay of Plenty District Council</li><li>• Whanganui District Council</li><li>• Palmerston North City Council</li><li>• Ashburton District Council</li><li>• Selwyn District Council</li><li>• Gore District Council</li><li>• Invercargill City Council</li><li>• Southland District Council</li></ul>
<b>Web Resources</b>	<ul style="list-style-type: none"><li>• <a href="https://www.immigration.govt.nz/about-us/what-we-do/welcoming-communities">https://www.immigration.govt.nz/about-us/what-we-do/welcoming-communities</a></li><li>• <a href="https://www.immigration.govt.nz/about-us/what-we-do/welcoming-communities/resources/welcoming-communities-standard.pdf">https://www.immigration.govt.nz/about-us/what-we-do/welcoming-communities/resources/welcoming-communities-standard.pdf</a></li><li>• <a href="https://welcomingcities.org.au/">https://welcomingcities.org.au/</a></li><li>• <a href="https://www.welcomingamerica.org/">https://www.welcomingamerica.org/</a></li></ul>

### 18.2 Programme details

*Welcoming Communities* is being developed in recognition that communities are healthier, happier and more productive when newcomers are welcomed and participate fully in society and in the local economy (New Zealand Immigration, n.d.-a). Implementation is currently underway in Australia and America, led through national NGO networks (Welcoming America, n.d.; Welcoming Cities, n.d.).

A steering group has been established to guide the implementation of the programme (New Zealand Immigration, n.d.-b). Immigration New Zealand has provided funding to pilot communities to establish a two-year



project role to implement the model with the community, with support provided by local relationship managers.

New Zealand Immigration (2017) identifies three steps to becoming a Welcoming Community:

1. Knowledge sharing
2. Standard + Welcoming Plans + Accreditation
3. Celebrate success.

Standards have been developed to guide the implementation of the programme in local communities. The standards incorporate the following principles:

- We acknowledge tangata whenua in the development and delivery of *Welcoming Communities* in Aotearoa/New Zealand. Māori are recognised as the 'first welcomers'. Two key Māori cultural values underpin the programme. They are whanaungatanga, the importance of relationships, and manaakitanga, the value of extending hospitality and caring for other people. Māori are respected leaders and key collaborators in Welcoming Communities activities.
- We acknowledge Aotearoa/New Zealand's history and the Treaty of Waitangi/Tiriti o Waitangi as New Zealand's founding document.
- Good settlement outcomes require a partnership between newcomers and the communities in which they settle. Bringing together voices, views and input from newcomers and the broader receiving community is fundamental to the success of *Welcoming Communities*.
- *Welcoming Communities* respects the cultural and social capital of members of the receiving community and of newcomers.
- People of all backgrounds – socio-economic, ethnic, religious etc – have unique talents, experiences, knowledge and skills that contribute to helping communities flourish.
- We encourage members of the receiving communities to understand why their community needs newcomers and why welcoming initiatives support the social, cultural and economic wellbeing of the community and New Zealand.

- *Welcoming Communities* promotes, showcases and builds on the extensive and ongoing cultural diversity, inclusion and settlement work of the local government and community sectors.
- Understanding our own culture and world view is an important step towards building social cohesion.
- *Welcoming Communities* will incorporate the experience and input of newcomers and work with them to help them find their place in New Zealand communities and establish a sense of belonging.
- *Welcoming Communities* provides members of the receiving community with an opportunity to step into and experience the cultural and social diversity that is increasingly a feature of our communities (New Zealand Immigration, 2017).

There are eight standards that make up the model:

1. Inclusive leadership
2. Welcoming communications
3. Equitable access
4. Safe, connected and inclusive communities
5. Economic development, education and employment
6. Civic engagement, participation and leadership
7. Welcoming public spaces
8. Culture and identity (New Zealand Immigration, 2017).

### **18.3 Alignment with *Age-friendly Communities***

There is moderate crossover between *Welcoming Communities* and the *Age-friendly Communities* domains. The domains within *Age-friendly Communities* that are reflected in the *Welcoming Communities* model include:

- inclusive communication and information, covers different communication needs
- civic engagement, participation and leadership
- accessible and/or welcoming public spaces
- equitable access to opportunities and activities in the community
- safe, connected and inclusive communities
- employment.

Other elements in the model that don't directly align with *Age-friendly Communities* include:

- economic development and education
- opportunities to learn about other people's culture and identity.

Like *Age-friendly Communities*, the *Welcoming Communities* approach recognises that communities have a leading role in improving the quality of life for residents of all ages. As such, there is a strong similarity in the programme structures of both approaches, including:

- Establish a steering group.
- Develop a strategy or agree an action plan.
- Implement projects.
- Evaluate progress.

Both *Age-friendly Communities* and *Welcoming Communities* have strong community development approaches, with inclusive decision making. The *Age-friendly Communities* principles of intersectoral collaboration, multi-level governance and strategic improvement process are reflected in the *Welcoming Communities* approach. To a lesser extent, participation of older people, equity and a life course approach are also included.

## 19 Liveable Cities

---

### 19.1 Summary

<b>Lead Agency</b>	No clear lead agency
<b>Participating Local Councils</b>	<ul style="list-style-type: none"><li>• Auckland (Economic Intelligence Unit (EIU), Monocle, Mercer)</li><li>• Wellington (EIU, Mercer, Deutsche Bank)</li></ul>
<b>Web Resources</b>	<ul style="list-style-type: none"><li>• <a href="http://www.livablecities.org/">http://www.livablecities.org/</a></li><li>• <a href="http://www.eiu.com/topic/liveability">http://www.eiu.com/topic/liveability</a></li><li>• <a href="https://monocle.com/magazine/issues/115/quality-of-life-survey-metropolis-now/">https://monocle.com/magazine/issues/115/quality-of-life-survey-metropolis-now/</a></li><li>• <a href="https://www.ft.com/content/02c6db0b-3bd3-3b63-a8b6-b909abed1526">https://www.ft.com/content/02c6db0b-3bd3-3b63-a8b6-b909abed1526</a></li><li>• <a href="https://mobilityexchange.mercer.com/Insights/quality-of-living-rankings">https://mobilityexchange.mercer.com/Insights/quality-of-living-rankings</a></li></ul>

### 19.2 Programme details

#### **Economic Intelligence Unit Liveability Ranking (*Economist*, 2018)**

The Economic Intelligence Unit (EIU) Liveability Rating is designed to test whether the human resource departments of major global corporations need to assign a hardship allowance as part of expatriate relocation packages. It ranks the relative comfort of 140 cities around the world on more than 30 qualitative and quantitative factors across five broad categories: stability; healthcare; culture and environment; education; and infrastructure. Each factor in a city is rated as acceptable, tolerable, uncomfortable, undesirable or intolerable. For qualitative indicators, a rating is awarded based on the judgement of in-house analysts and in-city contributors. For quantitative indicators, a rating is calculated based on the relative performance of a number of external data points.

The scores are then compiled and weighted to provide a score of 1–100, where 1 is considered intolerable and 100 is considered ideal. The liveability rating is provided both as an overall score and as a score for each category. To provide points of reference, the score is also given for

each category relative to New York, and an overall position in the ranking of 140 cities is provided.

Below is a summary of three liveability surveys currently in operation.

- **Monocle Quality of Life Survey (Monocle, 2018)**  
'Quality of Life' is calculated in a way that is interested in how easily one can directly travel to international destinations. Important criteria in this survey are safety; international connectivity; climate; quality of architecture; public transport; tolerance; environmental issues and access to nature; urban design; business conditions; pro-active policy developments; and medical care.
- **Mercer Quality of Living Survey (Mercer, 2018)**  
The Mercer Quality of Living Survey ranks 231 cities on quality of life. The cities are evaluated on 39 factors including political, economic, environmental, personal safety, health, education, transportation and other public service factors.
- **Deutsche Bank Quality of Life Survey (Deutsche Bank, 2018)**  
The Deutsche Bank Quality of Life Survey ranked 50 cities on their quality of life. Factors taken into consideration include pollution, purchasing power, safety, cost of living, property prices, health care, commute times, cost of entertainment and weather.

### **19.3 Alignment with *Age-friendly Communities***

Though *Liveable Cities* is not a community development programme or quality improvement framework, there is some alignment with *Age-friendly Communities*.

Table 2 indicates which of the WHO domains are considered in each of the *Liveable Cities* assessments.

Table 2: *Liveable Cities* crossover with *Age-friendly Communities* domains

	<b>EIU</b>	<b>Monocle</b>	<b>Mercer</b>	<b>Deutsche Bank</b>
Housing	Yes	Yes	Yes	Yes
Transport	Yes	Yes	Yes	Yes
Open spaces and buildings	Yes	Yes	Yes	Yes
Community support and health services	Yes	Yes	Yes	Health
Respect and social inclusion			Yes	
Social participation	Yes		Yes	
Civic participation and employment	Yes	Yes	Yes	Employment
Communication and information				

There are no corresponding programme structures that are similar to the *Age-friendly Communities* approach. This is in part due to the bottom-up nature of *Age-friendly Communities*.

There is some similarity with the principles of *Age-friendly Communities* – in particular, a moderate focus on a life course approach.

## 20 Urban Design Protocol

### 20.1 Summary

<b>Lead Agency</b>	Ministry for the Environment (New Zealand)	
<b>Participating Local Councils</b>	<ul style="list-style-type: none"> <li>• Auckland Council</li> <li>• Carterton District Council</li> <li>• Christchurch City Council</li> <li>• Dunedin City Council</li> <li>• Environment Waikato</li> <li>• Environment Canterbury</li> <li>• Far North District Council</li> <li>• Greater Wellington Regional Council</li> <li>• Hamilton City Council</li> <li>• Hastings District Council</li> <li>• Hutt City Council</li> <li>• Invercargill City Council</li> <li>• Kaikōura District Council</li> <li>• Kāpiti Coast District Council</li> <li>• Masterton District Council</li> <li>• Matamata Piako District Council</li> <li>• Napier City Council</li> <li>• Nelson City Council</li> </ul>	<ul style="list-style-type: none"> <li>• Porirua City Council</li> <li>• Queenstown Lakes District Council</li> <li>• Selwyn District Council</li> <li>• South Wairarapa District Council</li> <li>• Southland District Council</li> <li>• Tasman District Council</li> <li>• Tauranga City Council</li> <li>• Timaru District Council</li> <li>• Taupō District Council</li> <li>• Upper Hutt City Council</li> <li>• Waipā District Council</li> <li>• Waikato District Council</li> <li>• Wanganui District Council</li> <li>• Wellington City Council</li> <li>• Western Bay of Plenty District Council</li> <li>• Whāngārei District Council</li> </ul>

	<ul style="list-style-type: none"> <li>• New Plymouth District Council</li> <li>• Palmerston North City Council</li> </ul>	
<b>Web Resources</b>	<a href="http://www.mfe.govt.nz/more/towns-and-cities/urban-design-protocol/about-urban-design-protocol">http://www.mfe.govt.nz/more/towns-and-cities/urban-design-protocol/about-urban-design-protocol</a>	

## 20.2 Programme details

The *New Zealand Urban Design Protocol* was launched in March 2005 and is a voluntary commitment to specific urban design initiatives by signatory organisations.

The collective action's individual signatories take make a significant difference to the quality and success of urban design in our towns and cities, helping them become:

- competitive places that thrive economically and facilitate creativity and innovation
- liveable places that provide a choice of housing, work and lifestyle options
- healthy environments that sustain people and nature
- inclusive places that offer opportunities for all citizens
- distinctive places that have a strong identity and sense of place
- well-governed places that have a shared vision and sense of direction.

To become a signatory to the protocol, organisations need to:

- appoint a Design Champion
- select and implement a set of actions to demonstrate their commitment to the Protocol
- provide action plan information, during monitoring surveys carried out by the Ministry for the Environment (Ministry for the Environment, 2016-b).

To sign up to the Protocol, an organisation will need to write a letter to Ministry for the Environment confirming their organisation's commitment to the Protocol. This letter is signed by someone authorised to represent



the organisation on this matter. All actions received from Protocol signatories are held electronically and input into the Ministry for the Environment's Action Plan Database with action plans monitored on a regular basis.

The *New Zealand Urban Design Protocol* encompasses economic growth and innovation, transport, housing, regional development, social development, health, disability, and culture and heritage (Ministry for the Environment, 2005). It aims to ensure New Zealand's towns and cities are successful places for people. The Protocol will achieve this by:

- creating a national cross-sector commitment to quality urban design
- providing a national resource of tools, actions and experiences
- setting up partnerships between government, the private sector and professionals
- increasing the awareness of quality urban design and demonstrating its value.

The *Urban Design Protocol* recognises that:

- towns and cities are complex systems that require integrated management
- quality urban design is an essential component of successful towns and cities
- urban design needs to be an integral part of all urban decision-making
- urban design requires alliances across sectors and professionals
- urban design applies at all scales, from small towns to large cities
- urban design has a significant influence on people and how they live their lives
- our towns and cities are important expressions of New Zealand's cultural identity, including our unique Māori heritage (Ministry for the Environment, 2005).

Urban design is concerned with the design of the buildings, places, spaces and networks that make up our towns and cities, and the ways people use them. Urban design is concerned with appearances, built form and the environmental, economic, social and cultural consequences of design. It is

an approach that includes both the process of decision-making as well as the outcomes of design (Ministry for the Environment, 2005).

### **20.3 Alignment with *Age-friendly Communities***

The *Urban Design Protocol* identifies seven essential design qualities that together create quality urban design. Of these, the following have crossover with the *Age-friendly Communities* domains:

- *Choice*: ensuring diversity and choice for people
- *Connections*: enhancing how different networks link together for people
- *Collaboration*: communicating and sharing knowledge across sectors, professions and with communities (Ministry for the Environment, 2016-a).

The following qualities align with the *Age-friendly Communities* domains:

- *Context*: seeing buildings, places and spaces as part of whole towns and cities
- *Character*: reflecting and enhancing the distinctive character, heritage and identity of our urban environment
- *Creativity*: encouraging innovative and imaginative solutions
- *Custodianship*: ensuring design is environmentally sustainable, safe and healthy (Ministry for the Environment, 2016-a).

The programme structure to implement the protocol has some degree of similarity with *Age-friendly Communities*. In particular:

- Develop a strategy or agree an action plan.
- Implement projects.
- Evaluate progress.

The *Age-friendly Communities* programme principle of intersectoral collaboration is key to the protocol.

## 21 Love Food Hate Waste

### 21.1 Summary

Lead Agency	Love Food Hate Waste (New Zealand)	
<b>Participating Local Councils</b>	<ul style="list-style-type: none"> <li>• Ashburton District Council</li> <li>• Auckland Council</li> <li>• Bay of Plenty Regional Council</li> <li>• Carterton District Council</li> <li>• Central Hawke’s Bay District Council</li> <li>• Central Otago District Council</li> <li>• Christchurch City Council</li> <li>• Clutha District Council</li> <li>• Dunedin City Council</li> <li>• Gisborne District Council</li> <li>• Gore District Council</li> <li>• Hamilton City Council</li> <li>• Hastings District Council</li> <li>• Hauraki District Council</li> <li>• Horowhenua District Council</li> <li>• Hurunui District Council</li> <li>• Hutt City Council</li> <li>• Invercargill City Council</li> <li>• Kaikōura District Council</li> <li>• Kapiti Coast District Council</li> </ul>	<ul style="list-style-type: none"> <li>• Masterton District Council</li> <li>• Matamata Piako District Council</li> <li>• Napier City Council</li> <li>• Nelson City Council</li> <li>• New Plymouth District Council</li> <li>• Ōpōtiki District Council</li> <li>• Ōtorohanga District Council</li> <li>• Palmerston North City Council</li> <li>• Porirua City Council</li> <li>• Queenstown Lakes District Council</li> <li>• Rotorua District Council</li> <li>• Ruapehu District Council</li> <li>• Selwyn District Council</li> <li>• South Taranaki District Council</li> <li>• South Waikato District Council</li> <li>• South Wairarapa District Council</li> <li>• Southland District Council</li> <li>• Stratford District Council</li> </ul>

	<ul style="list-style-type: none"> <li>• Kawerau District Council</li> <li>• Mackenzie District Council</li> </ul>	
<b>Participating Local Councils (cont.)</b>	<ul style="list-style-type: none"> <li>• Taranaki Regional Council</li> <li>• Tararua District Council</li> <li>• Tasman District Council</li> <li>• Taupō District Council</li> <li>• Tauranga City Council</li> <li>• Thames Coromandel District Council</li> <li>• Timaru District Council</li> <li>• Upper Hutt City Council</li> <li>• Waikato District Council</li> <li>• Waikato Regional Council</li> <li>• Waimakariri District Council</li> </ul>	<ul style="list-style-type: none"> <li>• Waimate District Council</li> <li>• Waipā District Council</li> <li>• Wairoa District Council</li> <li>• Waitomo District Council</li> <li>• Wanganui District Council</li> <li>• Whāngārei District Council</li> <li>• Wellington City Council</li> <li>• Western Bay of Plenty District Council</li> <li>• Whakatāne District Council</li> </ul>
<b>Web Resources</b>	<ul style="list-style-type: none"> <li>• <a href="https://lovefoodhatewaste.co.nz/">https://lovefoodhatewaste.co.nz/</a></li> <li>• <a href="http://www.wasteminz.org.nz">www.wasteminz.org.nz</a></li> </ul>	

## 21.2 Programme details

*Love Food Hate Waste* is a joint collaboration between 60 councils across New Zealand and waste industry body WasteMINZ. The programme aims to reduce household food waste (Love Food Hate Waste, n.d.). It is a global movement that started in the United Kingdom in 2007.

Nationally, the programme is supported by 'Food Waste Warriors' who are working to reduce food waste in their communities.

## 21.3 Alignment with *Age-friendly Communities*

There is limited crossover with the *Age-friendly Communities* domains, though civic participation and employment is considered within the *Love Food Hate Waste* approach.

Limited information was available about the programme structures within communities to support implementation. Therefore it is difficult to determine the degree of similarity of programme structures with *Age-friendly Communities*.

Like *Age-friendly Communities*, *Love Food Hate Waste* is strongly community led, and there is strong similarity with the *Age-friendly Communities* principles of intersectoral collaboration and multi-level governance.

## 22 Resilient Cities

---

### 22.1 Summary

<b>Lead Agency</b>	Rockefeller Foundation (International)
<b>Participating Local Councils</b>	<ul style="list-style-type: none"><li>• Christchurch City Council</li><li>• Wellington City Council</li></ul>
<b>Web Resources</b>	<ul style="list-style-type: none"><li>• <a href="http://www.100resilientcities.org/">http://www.100resilientcities.org/</a></li><li>• <a href="http://greaterchristchurch.org.nz/implementation/resilient-greater-christchurch/">http://greaterchristchurch.org.nz/implementation/resilient-greater-christchurch/</a></li><li>• <a href="https://wellington.govt.nz/about-wellington/wellington-resilience-strategy">https://wellington.govt.nz/about-wellington/wellington-resilience-strategy</a></li></ul>

### 22.2 Programme details

The Rockefeller Foundation's '100 Resilient Cities' (100RC) aims to help participating cities become more resilient and build a global practice of resilience among governments, NGOs, the private sector, and individual citizens (100RC, n.d.-a). 100RC has four key strategies:

1. *City Action* – establish Chief Resilience Officer (CRO), develop Resilience Strategy, and implementation strategy.
2. *Resilience Solutions* – build an urban resilience marketplace. 100RC is building a diverse network of global industry leaders and innovators from the private and non-profit sectors to match its diverse network of cities.
3. *Local Leaders* – local leaders are resilience champions. Partner with CROs and local leaders to deliver trainings, share best practices, solve problems, and collectively build the resilience practice – with the larger goal of generating collective action toward resilience building.
4. *Global Influence* – inspire and influence global thought leaders, policy makers, and financial institutions to incentivise and fund resilience building – in our cities and around the world (100RC, 2017).

Cities in the 100RC network are provided funding and in-kind contributions from 100RC. Participating cities are expected to establish a

Chief Resilience Officer (CRO) and develop a resilience strategy with prioritised actions (100RC, n.d.-b). Global experts are available through the global network to support participating cities.

### **22.3 Alignment with *Age-friendly Communities***

There is a high degree of crossover with the *Age-friendly Communities* domains. The four dimensions (and three drivers) of the framework align with *Age-friendly Communities*:

1. *Health and Wellbeing*: Meet basic needs, supports livelihoods and employment.
2. *Economy and Society*: Provide and enhance protective natural and man-made assets, ensure continuity of critical services, provide reliable communication and mobility.
3. *Infrastructure and Environment*: Promote cohesive and engaged communities, ensure social stability and security.
4. *Leadership and Strategy*: Empower a broad range of stakeholders, foster long-term integrated planning (100RC, n.d.-c).

To a greater or lesser extent 100RC supports all six principles of *Age-friendly Communities*. The elements within the dimensions that don't directly cross over with *Age-friendly Communities* include:

- *Health and Wellbeing* – provide public health services
- *Economy and Society* – protection of natural and human-made assets, continuity of critical services
- *Infrastructure and Environment* – ensure justice and foster economic prosperity
- *Leadership and Strategy* – promote leadership and effective management (though this is implied within the *Age-friendly Communities* model).

100RC incorporates the following programme structures found within *Age-friendly Communities*:

- Establish a steering group.
- Develop a strategy or agree an action plan.
- Implement projects.
- Evaluate progress (Lipper, 2016).

## 23 Safe Communities

### 23.1 Summary

<b>Lead Agency</b>	Safe Communities Foundation New Zealand (SCFNZ) (New Zealand)	
<b>Participating Local Councils</b>	<p>Accredited Safe Communities in New Zealand:</p> <ul style="list-style-type: none"> <li>• Ashburton District Safe Community</li> <li>• Central Hawke’s Bay Safe Community</li> <li>• Christchurch City Safe Community</li> <li>• Hastings District Safe Community</li> <li>• Hutt Valley Safe Community</li> <li>• Invercargill City/Southland District Safe Community</li> <li>• Marlborough Safe Community</li> <li>• Napier City Safe Community</li> <li>• New Plymouth District Safe Community</li> <li>• Palmerston North City Safe Community</li> <li>• Stratford District Safe Community</li> <li>• Tairāwhiti District Safe Community</li> </ul>	<ul style="list-style-type: none"> <li>• Tamaki Makaurau Auckland Safe Community</li> <li>• Taupō District Safe Community</li> <li>• Tauranga City/Western Bay of Plenty Safe Community</li> <li>• Te Wairoa He Hapori Haumaru</li> <li>• Waimakariri District Safe Community</li> <li>• Waitaki District Safe Community</li> <li>• Wellington City Safe Community</li> <li>• Westland District Safe Community</li> <li>• Whanganui District Safe Community</li> </ul> <p>Working towards accreditation:</p> <ul style="list-style-type: none"> <li>• Te Hiku o Te Ika (Kaitāia)</li> <li>• Waitomo District</li> </ul> <p>Showing interest:</p> <ul style="list-style-type: none"> <li>• Clutha District</li> <li>• Dunedin City</li> <li>• Rangitikei District</li> <li>• Thames Coromandel District</li> <li>• Tararua District</li> <li>• South Taranaki District</li> </ul>



<b>Web Resources</b>	<ul style="list-style-type: none"> <li>• <a href="http://www.safecommunities.org.nz/">http://www.safecommunities.org.nz/</a></li> <li>• <a href="http://www.safecommunities.org.nz/application/files/2814/6240/9345/Safe_Communities_Model_with_examples_-_AlcoholNZ-March-2016.pdf">http://www.safecommunities.org.nz/application/files/2814/6240/9345/Safe Communities Model with examples - AlcoholNZ-March-2016.pdf</a></li> <li>• <a href="http://isccc.global/">http://isccc.global/</a></li> <li>• <a href="http://www.ppscn.org/">http://www.ppscn.org/</a></li> </ul>
----------------------	--

## 23.2 Programme details

A safe community is a place that is attractive to live, work and visit. It provides an infrastructure to build strong, cohesive, vibrant, participatory communities (SCFNZ, n.d.-a).

The *Safe Communities* model was developed and established in Sweden in the 1990s. It has expanded worldwide to more than 270 designated Safe Communities (International Safe Community Certifying Centre, n.d.). The WHO also recognises its value and provides some overarching support. New Zealand is part of the Pan Pacific Safe Communities Network (PPSCN), which also includes Australia, the United States and Canada (SCFNZ, n.d.-b).

SCFNZ identifies the following steps to becoming a Safe Community:

1. Form a working group and organise informal information sessions.
2. Identification of key strategic partners.
3. Community becomes familiar with the Safe Community model.
4. Commence the Application for Accreditation process (Letter of Intent and environment scan).
5. Develop Strategic Plan and application documentation for submission to SCFNZ.
6. SCFNZ provides feedback on draft application within 14 working days.
7. Community submits final application document.
8. SCFNZ provides feedback on accreditation application from the team of reviewers.
9. Community hosts a site visit to demonstrate community safety efforts for the accreditation certifier/review team.

10. Community conducts a ceremony celebrating the official accreditation (SCFNZ, 2016).

The *Safe Communities* model includes the following six criteria:

- Leadership and collaboration focusing on improving safety
- The reach of the programmes
- The safety issues concerning the most vulnerable
- Analysis of current safety data with action plans on improvement
- How the evaluation of the programmes will be conducted
- How the safety initiatives will be communicated and networked throughout the community (SCFNZ, 2016).

### **23.3 Alignment with *Age-friendly Communities***

There is a high degree of crossover between *Safe Communities* and the *Age-friendly Communities* domains, including:

- Transport and roads
- Home safety
- Workplace safety
- Urban safety
- Public health
- Education and employment
- Environment – built and natural (SCFNZ, 2016).

Other issues in the model that aren't directly covered within the *Age-friendly Communities* domains include:

- Drugs and alcohol
- Crime prevention
- Positive early intervention
- Fire and emergency services
- Law enforcement (SCFNZ, 2016).

Like *Age-friendly Communities*, *Safe Communities* follows a community development approach – through leadership and collaboration. *Safe Communities* recognises the leading role communities play in improving the quality of life for residents of all ages. All relevant parties are brought

together to complete the safety review outlined by the Pan Pacific accreditation process.

There is a high degree of similarity in programme structures between the two programmes, which is due to the similarity in approaches of the two programmes.

The principles of *Age-friendly Communities* most strongly reflected in the *Safe Communities* programme are:

- equity focus
- intersectoral collaboration
- multi-level governance
- strategic improvement process.

## 24 Sharing Cities

---

### 24.1 Summary

<b>Lead Agency</b>	European Union (EU) Horizon 2020 Programme (International)
<b>Participating Local Councils</b>	No councils in New Zealand
<b>Web Resources</b>	<a href="http://www.sharingcities.eu/">http://www.sharingcities.eu/</a>

### 24.2 Programme details

*Sharing Cities* aims to help cities change their attitudes and procedures in order for them to be able to devise and implement replicable *Smart Cities* (see section 25) solutions. This is done by listening to the priorities of the cities to accelerate digital-first strategies. London, Lisbon and Milan are 'lighthouse' cities that share common challenges, and are committed to working together in developing and implementing replicable digital solutions and models of collaboration. The three lighthouse cities implement plans in designated demonstration areas. Fellow cities of Bordeaux, Warsaw and Burgas co-develop and have an active role in driving adoption and exploitation of specific solutions (Eurocities, n.d.-b). The model looks at key activities in three areas:

- *Place* – Infrastructure solutions for low-energy districts, e-mobility, retrofitting of buildings, installation of sustainable energy management systems and smart lamp posts.
- *People* – User-centric smart city services co-designed with citizens.
- *Platform* – Urban sharing platform based on open data (Eurocities, n.d.-a).

The participating cities pursue key targets in the areas of mobility, housing, energy efficiency and economic development. Solutions are aimed to scale up to 100 European cities through the European partnership on smart cities and communities and other lighthouse projects. In particular:

- Citizen engagement.

- Energy management
- Building retrofit
- E-mobility
- Smart lamp posts
- Urban sharing platform.

*Sharing Cities'* Ten Audacious Goals are:

- Aggregate demand and deploy smart city solutions.
- Deliver common and replicable innovative models.
- Attract external investment.
- Accelerate take-up of smart city solutions.
- Pilot energy efficient districts.
- Shift thinking irreversibly to local renewable energy sources.
- Promote new models of e-mobility.
- Successfully engage with citizens.
- Exploit 'city data' to maximum effect.
- Foster local level innovation, creation of new businesses and jobs (Eurocities, 2016).

### **24.3 Alignment with *Age-friendly Communities***

There is some crossover between *Sharing Cities* and the *Age-friendly Communities* domains. The *Age-friendly Communities* domains reflected in the *Sharing Cities* approach are:

- Transport
- Outdoor spaces and buildings (from an energy perspective)
- Civic participation and employment
- Communication and information.

Other issues in the model that don't directly align with *Age-friendly Communities* include:

- Energy management
- Smart lighting
- Shared urban planning platform.

*Sharing Cities* supports the establishment of a city co-ordinator to lead the programme at a local level. This includes implementation of projects and evaluation of progress.

The *Age-friendly Communities* principles that are strongly reflected in *Sharing Cities* are intersectoral collaboration and multi-level governance.

## 25 Smart Cities

---

### 25.1 Summary

<b>Lead Agency</b>	<ul style="list-style-type: none"><li>• Land Information New Zealand (New Zealand)</li><li>• Smart Cities Council (International)</li></ul>
<b>Participating Local Councils</b>	<ul style="list-style-type: none"><li>• Auckland Council</li><li>• Wellington City Council</li><li>• Christchurch City Council</li></ul>
<b>Web Resources</b>	<ul style="list-style-type: none"><li>• <a href="https://www.linz.govt.nz/about-linz/what-were-doing/projects/smart-cities">https://www.linz.govt.nz/about-linz/what-were-doing/projects/smart-cities</a></li><li>• <a href="https://smartcitiescouncil.com/article/resources">https://smartcitiescouncil.com/article/resources</a></li></ul>

### 25.2 Programme details

A smart city is an urban area that uses different types of electronic data collection sensors to supply information used to manage assets and resources efficiently ('Smart city', n.d.). In 2015 Land Information New Zealand established the *Smart Cities Programme* to test 13 smart city projects across participating cities. The primary intent of the programme was to test if a central government agency could work collaboratively with multiple local councils and private companies to operationalise the use of real-time monitoring and sensing technology, with a strong focus on capturing the learnings from this 'experimental' approach. The programme aims to:

- improve the lives of New Zealand citizens through the safe and better use of data
- support the development of 'Better Public Services' through innovative approaches to both infrastructure investment and interagency collaboration (Scally-Irvine & Louison, 2016).

There are four factors that contribute to the definition of a smart city:

1. The application of a wide range of electronic and digital technologies to communities and cities.
2. The use of information and communications technology (ICT) to transform life and working environments within the region.
3. The embedding of such ICTs in government systems.

4. The territorialisation of practices that bring ICTs and people together to enhance the innovation and knowledge they offer ('Smart city', n.d.).

### **25.3 Alignment with *Age-friendly Communities***

There is a moderate crossover between *Smart Cities* and *Age-friendly Communities*. *Smart Cities* is about developing more resilient and prosperous communities (people, education, commerce, culture) and a more user-friendly infrastructure. The *Age-friendly Communities* domains reflected in *Smart Cities* are:

- Transport
- Outdoor spaces and building
- Communication and information.

The *Smart Cities* programme structures that are similar to *Age-friendly Communities* are:

- Establish a steering group.
- Make a baseline assessment.
- Develop a strategy or agree an action plan.
- Implement projects.
- Evaluate progress (Scallly-Irvine & Louisson, 2016).

Other high-level outcomes for *Smart Cities* include:

- More efficient and sustainable uses of resources
- Better quality and more effective services
- Sustainable natural environment (Scallly-Irvine & Louisson, 2016).

Unlike *Age-friendly Communities*, there is no inclusion of the public voice within the *Smart Cities* programme. As such, the *Age-friendly Communities* principles that are strongly reflected in *Sharing Cities* are intersectoral collaboration and multi-level governance.



## References

---

- 100 Resilient Cities. (n.d.-a). *About us*. Retrieved from <http://www.100resilientcities.org/about-us/>
- 100 Resilient Cities. (n.d.-b). *Frequently asked questions*. Retrieved from <http://www.100resilientcities.org/100RC-FAQ/#/-/>
- 100 Resilient Cities. (n.d.-c). *What is urban resilience?* Retrieved from <http://www.100resilientcities.org/resources/#section-2>
- 100 Resilient Cities. (2017). *Cities taking action – How the 100RC Network is building urban resilience*. Retrieved from [http://100resilientcities.org/wp-content/uploads/2017/07/WEB\\_170720\\_Summit-report\\_100rc-1.pdf](http://100resilientcities.org/wp-content/uploads/2017/07/WEB_170720_Summit-report_100rc-1.pdf)
- Alzheimer’s Society. (2015). *Code of practice for the recognition of dementia friendly communities in England*. Retrieved from <https://shop.bsigroup.com/forms/PASs/PAS-1365-2015/>
- AT Kearney. (2018). *Learning from the East – Insights from China’s Urban Success. 2018 Global Cities Report*. Retrieved from <https://www.atkearney.com/documents/20152/1136372/2018+Global+Cities+Report.pdf/21839da3-223b-8cec-a8d2-408285d4bb7c>
- Auckland Council. (n.d.) *Universal design*. Retrieved from [http://www.aucklanddesignmanual.co.nz/design-thinking/universal\\_design](http://www.aucklanddesignmanual.co.nz/design-thinking/universal_design)
- Biophilic Cities. (n.d.). *Biophilic cities*. Retrieved from <http://biophiliccities.org/>
- Biophilic Cities. (2015). *Guidelines for participation in the Biophilic Cities Network*. Retrieved from <https://issuu.com/biophiliccities/docs/biophiliccitiesnetworkguidelines>
- Compact city. (n.d.). In *Wikipedia*. Retrieved 4 December 2017 from [https://en.wikipedia.org/wiki/Compact\\_city](https://en.wikipedia.org/wiki/Compact_city)
- Council of Europe. (n.d.-a). *About intercultural cities*. Retrieved from <https://www.coe.int/en/web/interculturalcities/about>

- Council of Europe (n.d.-b). *Intercultural cities: How it works?* Retrieved from <https://www.coe.int/en/web/interculturalcities/how-it-works->
- Council of Europe (n.d.-c). *Intercultural cities: Why and how to join?* Retrieved from <https://www.coe.int/en/web/interculturalcities/how-to-join->
- Council of Europe (n.d.-d). *What is an intercultural city?* Retrieved from <https://rm.coe.int/1680483cd4>
- Council of Europe. (2013). *The intercultural city step by step*. Retrieved from <https://rm.coe.int/168048da42>
- Dementia Friendly America. (2015). *Getting started in your community*. Retrieved from <http://www.dfamerica.org/toolkit-getting-started>
- Dementia-Friendly Rotorua Steering Group. (2017). *Building a dementia-friendly community: First steps to a dementia-friendly Rotorua*. Retrieved from [http://www.bupa.co.nz/media/651193/First\\_steps\\_to\\_a\\_Dementia\\_Friendly\\_Rotorua\\_Report.pdf](http://www.bupa.co.nz/media/651193/First_steps_to_a_Dementia_Friendly_Rotorua_Report.pdf)
- Deutsche Bank. (2018, 30 May). *Mapping the world's prices 2018*. Retrieved from [https://www.dbresearch.com/servlet/reweb2.ReWEB?rwsite=RPS\\_EN-PROD&rwobj=ReDisplay.Start.class&document=PROD0000000000469433](https://www.dbresearch.com/servlet/reweb2.ReWEB?rwsite=RPS_EN-PROD&rwobj=ReDisplay.Start.class&document=PROD0000000000469433)
- Eco-cities. (n.d.). In *Wikipedia*. Retrieved 16 September 2017 from <https://en.wikipedia.org/wiki/Eco-cities>
- Ecocity World Summit. (2019). *About Ecocity World Summit*. Retrieved from [www.ecocity2019.com/about-ecocity-world-summit/](http://www.ecocity2019.com/about-ecocity-world-summit/)
- Economist*. (2018). *The Global Liveability Index 2018*. Retrieved from [https://www.eiu.com/public/topical\\_report.aspx?campaignid=Liveability2018](https://www.eiu.com/public/topical_report.aspx?campaignid=Liveability2018)
- Economist Intelligence Unit. (2013). *Hot Spots 2025 benchmarking the future competitiveness of cities*. Retrieved from <https://www.citigroup.com/citi/citiforcities/pdfs/hotspots2025.pdf>

- EDLG. (n.d.). *Christchurch for everybody*. Retrieved from <http://www.edlgchristchurch.com/>
- Eurocities. (n.d.-a) *Smart city solutions*. Retrieved from <http://www.sharingcities.eu/sharingcities/smartcities>
- Eurocities. (n.d.-b) *What is Sharing Cities?* Retrieved from <http://www.sharingcities.eu/sharingcities/about>
- Eurocities. (2016). *Sharing cities – Building smart cities together*. Retrieved from [http://sharingcities.eu/sharing\\_cities/pdf/SharingCitiesLeaflet.pdf](http://sharingcities.eu/sharing_cities/pdf/SharingCitiesLeaflet.pdf)
- Florida, R. (2015, 3 March). Sorry London: New York is the world's most economically powerful city. *CityLab*. Retrieved from <https://www.citylab.com/life/2015/03/sorry-london-new-york-is-the-worlds-most-economically-powerful-city/386315/>
- GaWC Research Network. (n.d.). *Welcome to GaWC – the leading academic thinktank on cities in globalization*. Retrieved 8 January 2018 from <http://www.lboro.ac.uk/gawc/>
- Global city. (n.d.). In *Wikipedia*. Retrieved 31 December 2017 from [https://en.wikipedia.org/wiki/Global\\_city](https://en.wikipedia.org/wiki/Global_city)
- Global Compact Cities Programme. (n.d.). *Our framework*. Retrieved from <https://citiesprogramme.org/our-framework/>
- International Safe Community Certifying Centre. (n.d.). *History*. Retrieved from <http://isccc.global/history>
- Knight Frank. (2019). *The Wealth Report – Exploring Trends in Global Prime Residential Markets*. Retrieved from <https://content.knightfrank.com/research/83/documents/en/the-wealth-report-insight-series-2019-6505.pdf>
- Lipper, B. (2016, 10 March). *How to develop a resilience strategy*. Retrieved from <http://www.100resilientcities.org/how-to-develop-a-resilience-strategy/>
- Liverpool Autism Champions. (2016a). *Liverpool Autism Champions*. Retrieved from <http://www.autismfriendlyliverpool.com/>

- Liverpool Autism Champions. (2016b). *What does the term autism-friendly city mean?* Retrieved from <http://www.autismfriendlyliverpool.com/what/>
- Local Government Association. (2015). *Dementia friendly communities: Guidance for councils*. Retrieved from <https://www.local.gov.uk/sites/default/files/documents/dementia-friendly-communi-b7f.pdf>
- Love Food Hate Waste (n.d.). *About us*. Retrieved from <https://lovefoodhatewaste.co.nz/about-us/>
- Mercer. (2018). *Quality of living city rankings*. Retrieved from <https://mobilityexchange.mercer.com/Insights/quality-of-living-rankings>
- Ministry for the Environment. (2005). *New Zealand Urban Design Protocol*. Retrieved from <http://www.mfe.govt.nz/sites/default/files/urban-design-protocol-colour.pdf>
- Ministry for the Environment. (2016-a) *About the Urban Design Protocol*. Retrieved from <http://www.mfe.govt.nz/more/towns-and-cities/urban-design-protocol/about-urban-design-protocol>
- Ministry for the Environment. (2016-b). *How to sign up to the Protocol*. Retrieved from <http://www.mfe.govt.nz/more/towns-and-cities/urban-design-protocol/how-sign-protocol>
- Monocle. (2018, 21 June). *Quality of life survey: Metropolis now*. Retrieved from <https://monocle.com/magazine/issues/115/quality-of-life-survey-metropolis-now/>
- Mori Memorial Foundation. (2018). *Global Power City Index 2018*. Retrieved from [http://mori-m-foundation.or.jp/pdf/GPCI2018\\_summary.pdf](http://mori-m-foundation.or.jp/pdf/GPCI2018_summary.pdf)
- National Autistic Society. (n.d.). *The Autism Friendly Award*. Retrieved from <http://www.autism.org.uk/professionals/autism-friendly-award.aspx>

- New Zealand Immigration. (n.d.-a). *Welcoming Communities*. Retrieved from <https://www.immigration.govt.nz/about-us/what-we-do/welcoming-communities>
- New Zealand Immigration. (n.d.-b). *Welcoming Communities – Who is involved?* Retrieved from <https://www.immigration.govt.nz/about-us/what-we-do/welcoming-communities/who-is-involved>
- New Zealand Immigration. (2017). *Welcoming Communities – Standard for New Zealand*. Retrieved from <https://www.immigration.govt.nz/about-us/what-we-do/welcoming-communities/resources/welcoming-communities-standard.pdf>
- Office for Disability Issues. (2015). *Disability Action Plan 2014–2018: Update 2015*. Retrieved from <https://www.odi.govt.nz/assets/Disability-action-plan-files/disability-action-plan-2014-2018-update-2015.pdf>
- Office for Disability Issues. (2016). *The New Zealand Disability Strategy 2016 to 2026*. Retrieved from <https://www.odi.govt.nz/assets/New-Zealand-Disability-Strategy-files/pdf-nz-disability-strategy-2016.pdf>
- Office for Disability Issues. (2018). *Our role and responsibilities*. Retrieved from <https://www.odi.govt.nz/about-us/home/>
- Office for Seniors. (n.d.). *Making a community age-friendly*. Retrieved from <http://www.superseniors.msd.govt.nz/age-friendly-communities/making-communities-age-friendly/index.html>
- SCFNZ. (n.d.-a). *About us. What is a Safe Community?* Retrieved from <http://www.safecommunities.org.nz/about-us/about-us>
- SCFNZ. (n.d.-b). *Accreditation process. When you hear the words Safe Communities, you hear 'action'!* Retrieved from <http://www.safecommunities.org.nz/become-safe-community/accreditation-process>
- SCFNZ. (2016). *The Safe Communities model – What is it and how it works in New Zealand*. Retrieved from [http://www.safecommunities.org.nz/application/files/2814/6240/9345/Safe\\_Communities\\_Model\\_with\\_examples\\_-AlcoholNZ-March-2016.pdf](http://www.safecommunities.org.nz/application/files/2814/6240/9345/Safe_Communities_Model_with_examples_-AlcoholNZ-March-2016.pdf)

- Scally-Irvine, K., & Louisson, O. (2016). *Evaluation of the Smart Cities Programme 2015–2016*. Retrieved from <https://www.linz.govt.nz/about-linz/what-were-doing/projects/smart-cities>
- Smart city. (n.d.). In *Wikipedia*. Retrieved 4 January 2018 from [https://en.wikipedia.org/wiki/Smart\\_city](https://en.wikipedia.org/wiki/Smart_city)
- Teller, D. (2003). United Nations Global Compact Cities Programme: The Melbourne Model: Solving Hard Urban Issues Together. *Journal of Corporate Citizenship*, 11, 133–140. Retrieved from <http://citiesprogramme.org/wp-content/uploads/2016/07/Journal-of-Corporate-Citizenship-JCC11-Autumn-2003.pdf>
- Turner, N., & Morken L. (2016). *Better together: A comparative analysis of Age-friendly and Dementia Friendly Communities*. Retrieved from <https://www.aarp.org/content/dam/aarp/livable-communities/livable-documents/documents-2016/Better-Together-Research-Report.pdf>
- UNESCO. (n.d.-a). *Creative Cities Network*. Retrieved from <https://en.unesco.org/creative-cities/home>
- UNESCO. (n.d.-b). *Join the Network*. Retrieved from <https://en.unesco.org/creative-cities/content/join-network>
- UNESCO. (2017). *UNESCO Creative Cities Network 2017 call for applications – Applicant’s handbook*. Retrieved from [https://en.unesco.org/creative-cities/sites/creative-cities/files/2017%20UCCN%20Call\\_Applicant%20Handbook.pdf](https://en.unesco.org/creative-cities/sites/creative-cities/files/2017%20UCCN%20Call_Applicant%20Handbook.pdf)
- UNICEF. (2004). *Building child friendly cities – A framework for action*. Retrieved from <https://s25924.pcdn.co/wp-content/uploads/2017/11/CFCI-Original-Framework-for-Action-2004.pdf>
- United Nations. (1989). *Convention on the Rights of the Child*. Retrieved from <http://www.ohchr.org/Documents/ProfessionalInterest/crc.pdf>
- United Nations. (2006). *Convention on the Rights of Persons with Disabilities and Optional Protocol*. Retrieved from

<http://www.un.org/disabilities/documents/convention/convoptprot-e.pdf>

Welcoming America. (n.d.). *Welcoming America*. Retrieved from <https://www.welcomingamerica.org/>

Welcoming Cities. (n.d.). *Welcoming Cities*. Retrieved from <https://welcomingcities.org.au/>

WHO. (n.d.). *Types of healthy settings. Healthy cities*. Retrieved from [http://www.who.int/healthy\\_settings/types/cities/en/](http://www.who.int/healthy_settings/types/cities/en/)

WHO. (1998). *Health promotion glossary*. Retrieved from <http://www.who.int/healthpromotion/about/HPR%20Glossary%201998.pdf?ua=1>

WHO. (2007). *Global age-friendly cities: A guide*. Retrieved from [http://www.who.int/ageing/publications/Global\\_age\\_friendly\\_cities\\_Guide\\_English.pdf](http://www.who.int/ageing/publications/Global_age_friendly_cities_Guide_English.pdf)

WHO Europe. (n.d.-b). *City health profiles*. Retrieved from <http://www.euro.who.int/en/health-topics/environment-and-health/urban-health/who-european-healthy-cities-network/membership/become-a-member/how-new-cities-can-get-started/city-health-profiles>

WHO Europe. (n.d.-c). *Six strategic goals*. Retrieved from <http://www.euro.who.int/en/health-topics/environment-and-health/urban-health/who-european-healthy-cities-network/what-is-a-healthy-city/six-strategic-goals>

WHO Europe. (1996). *City health planning: The framework*. Retrieved from [http://www.euro.who.int/\\_data/assets/pdf\\_file/0013/101128/EUR\\_ICP\\_HCIT\\_94\\_01\\_MT06\\_7.pdf?ua=1](http://www.euro.who.int/_data/assets/pdf_file/0013/101128/EUR_ICP_HCIT_94_01_MT06_7.pdf?ua=1)

WHO Europe. (2001). *A working tool on city health development planning*. Retrieved from [http://www.euro.who.int/\\_data/assets/pdf\\_file/0017/101069/E85866.pdf?ua=1](http://www.euro.who.int/_data/assets/pdf_file/0017/101069/E85866.pdf?ua=1)

WHO Europe. (2016). *Creating age-friendly environments in Europe – A tool for local policy-makers and planners*. Retrieved from

[http://www.euro.who.int/\\_data/assets/pdf\\_file/0018/333702/AFEE-tool.pdf?ua=1](http://www.euro.who.int/_data/assets/pdf_file/0018/333702/AFEE-tool.pdf?ua=1)

World Bank. (n.d.-a). *Inclusive cities*. Retrieved from

<http://www.worldbank.org/en/topic/inclusive-cities>

World Bank. (n.d.-b). *Inclusive cities – Strategy*. Retrieved from

<http://www.worldbank.org/en/topic/inclusive-cities#2>

Zero Project. (n.d.). *Zero Project*. Retrieved from <https://zeroproject.org/>